

Official results for Middle final

Name: Middle final

Organiser:  Switzerland

Date: 9 May 2018



















Men 5 400 m, 53 starting competitors

Plac	Name	Organisation	Time	Diff	Km time
1	Matthias Kyburz	 Switzerland	34:25		6:22
2	Florian Howald	 Switzerland	35:35	+1:10	6:35
3	Olav Lundanes	 Norway	35:47	+1:22	6:37
4	Valentin Novikov	 Russia	36:17	+1:52	6:43
5	Ruslan Glibov	 Ukraine	36:49	+2:24	6:49
6	Fabian Hertner	 Switzerland	37:16	+2:51	6:54
7	Daniel Hubmann	 Switzerland	37:51	+3:26	7:00
8	Johan Runesson	 Sweden	38:01	+3:36	7:02
9	Jonas Egger	 Switzerland	38:03	+3:38	7:02
10	Vojtech Kral	 Czech Republic	38:35	+4:10	7:08
11	Magne Daehli	 Norway	38:41	+4:16	7:09
12	Lucas Basset	 France	38:49	+4:24	7:11
13	Nicolas Rio	 France	38:50	+4:25	7:11
14	Lauri Sild	 Estonia	38:52	+4:27	7:11
15	Paul Sirum	 Norway	39:18	+4:53	7:16
16	Eskil Kinneberg	 Norway	39:26	+5:01	7:18
17	Olli Markus Taivainen	 Finland	39:49	+5:24	7:22
18	Robert Merl	 Austria	40:11	+5:46	7:26
19	Milos Nykodym	 Czech Republic	40:19	+5:54	7:27
20	Oleksandr Kratov	 Ukraine	40:21	+5:56	7:28
21	Riccardo Scalet	 Italy	40:28	+6:03	7:29
22	Aleksi Niemi	 Finland	40:36	+6:11	7:31
23	Antonio Martinez Perez	 Spain	40:48	+6:23	7:33
24	Fredric Portin	 Finland	41:17	+6:52	7:38
25	Gaute Hallan Steiwer	 Norway	41:18	+6:53	7:38
26	Philippe Adamski	 France	41:28	+7:03	7:40
27	Philipp Mueller	 Germany	41:49	+7:24	7:44
28	Arturs Paulins	 Latvia	41:53	+7:28	7:45
29	Bartosz Pawlak	 Poland	42:00	+7:35	7:46
30	Denys Shcherbakov	 Ukraine	42:06	+7:41	7:47
31	Ralph Street	 Great Britain	42:30	+8:05	7:52
32	Quentin Rauturier	 France	42:33	+8:08	7:52
33	Magnus Dewett	 Denmark	42:38	+8:13	7:53
34	Vincent Coupat	 France	42:39	+8:14	7:53
35	Alasdair Mcleod	 Great Britain	42:57	+8:32	7:57
36	Soren Bobach	 Denmark	43:21	+8:56	8:01
37	Jonas Vytautas Gvildys	 Lithuania	43:27	+9:02	8:02
38	Andreu Blanes	 Spain	43:28	+9:03	8:02
39	Sebastian Inderst	 Italy	43:43	+9:18	8:05
39	Mattia Debertolis	 Italy	43:43	+9:18	8:05
41	Vojtech Sykora	 Czech Republic	43:59	+9:34	8:08
42	Daniel Hajek	 Czech Republic	44:03	+9:38	8:09

Plac	Name	Organisation	Time	Diff	Km time
43	Pavel Kubat	Czech Republic	44:44	+10:19	8:17
44	Matthias Reiner	Austria	44:47	+10:22	8:17
45	Alexander Chepelin	Great Britain	44:52	+10:27	8:18
46	Dmitrii Poliakov	Russia	44:57	+10:32	8:19
47	Frederic Tranchand	France	45:21	+10:56	8:23
48	Anton Salmenkyla	United States of America	46:55	+12:30	8:41
49	Ivan Sirakov	Bulgaria	47:21	+12:56	8:46
50	Tommy Hayes	New Zealand	47:31	+13:06	8:47
51	Mathias Peter	Austria	47:50	+13:25	8:51
	Joey Hadorn	Switzerland	mispunched		
	Andreas Kyburz	Switzerland	mispunched		
	Olli Ojanaho	Finland	did not start		

Women 4 300 m, 52 starting competitors

Plac	Name	Organisation	Time	Diff	Km time
1	Marika Teini	Finland	35:44		8:18
2	Tove Alexandersson	Sweden	35:52	+0:08	8:20
3	Simona Aebersold	Switzerland	36:02	+0:18	8:22
4	Tatyana Riabkina	Russia	37:12	+1:28	8:39
5	Catherine Taylor	Great Britain	37:25	+1:41	8:42
6	Natalia Gemperle	Russia	37:46	+2:02	8:46
7	Sabine Hauswirth	Switzerland	38:08	+2:24	8:52
8	Silje Ekroll Jahren	Norway	38:12	+2:28	8:53
9	Andrine Benjaminsen	Norway	38:21	+2:37	8:55
10	Sofia Haajanen	Finland	38:41	+2:57	8:59
11	Anja Arbter	Austria	38:59	+3:15	9:03
12	Sofie Bachmann	Switzerland	39:07	+3:23	9:05
13	Helena Bergman	Sweden	39:53	+4:09	9:16
13	Ursula Kadan	Austria	39:53	+4:09	9:16
15	Susen Loesch	Germany	40:00	+4:16	9:18
16	Svetlana Mironova	Russia	40:20	+4:36	9:22
17	Ausrine Kutkaite	Lithuania	40:44	+5:00	9:28
18	Vendula Horcickova	Czech Republic	41:02	+5:18	9:32
19	Lilian Forsgren	Sweden	41:07	+5:23	9:33
20	Evely Kaasiku	Estonia	41:57	+6:13	9:45
21	Adela Indrakova	Czech Republic	41:58	+6:14	9:45
22	Jana Knapova	Czech Republic	42:12	+6:28	9:48
23	Laura Vike	Latvia	42:35	+6:51	9:54
24	Maija Sianoja	Finland	42:43	+6:59	9:56
25	Laura Ramstein	Austria	42:55	+7:11	9:58
26	Lina Strand	Sweden	43:03	+7:19	10:00
27	Charlotte Watson	Great Britain	43:05	+7:21	10:01
28	Vanessa Round	Australia	43:26	+7:42	10:06
29	Ingeborg Eide	Norway	43:45	+8:01	10:10
30	Isia Basset	France	44:01	+8:17	10:14
31	Inga Dambe	Latvia	44:10	+8:26	10:16
32	Ingjerd Myhre	Norway	44:27	+8:43	10:20
33	Marianne Haug	Estonia	44:28	+8:44	10:20
34	Tereza Janosikova	Czech Republic	44:29	+8:45	10:20

Plac	Name	Organisation	Time	Diff	Km time
35	Lisa Risby	 Sweden	44:36	+8:52	10:22
36	Gabija Razaityte	 Lithuania	44:44	+9:00	10:24
37	Anna Nilsson Simkovics	 Austria	44:45	+9:01	10:24
38	Kine Hallan Steiwer	 Norway	44:57	+9:13	10:27
39	Dorothea Mueller	 Germany	45:02	+9:18	10:28
40	Jo Shepherd	 Great Britain	45:08	+9:24	10:29
41	Annika Rihma	 Estonia	45:34	+9:50	10:35
42	Anna Serrallonga Arques	 Spain	46:01	+10:17	10:42
43	Lenka Mechlova	 Czech Republic	46:31	+10:47	10:49
44	Sarina Jenzer	 Switzerland	46:53	+11:09	10:54
45	Viola Zagonel	 Italy	46:57	+11:13	10:55
46	Tuulia Viberg	 Finland	48:35	+12:51	11:17
47	Miri Thrane Oedum	 Denmark	48:59	+13:15	11:23
48	Lea Vercellotti	 France	51:56	+16:12	12:04
49	Jessica Tullie	 Great Britain	52:11	+16:27	12:08
50	Denisa Kosova	 Czech Republic	54:49	+19:05	12:44
51	Francesca Taufer	 Italy	55:42	+19:58	12:57
	Julia Gross	 Switzerland	mispunched		

Please report errors in the result list to the organiser.