

# Official results for Junior World Orienteering Championships 2019 - Middle final

Name: Middle final

Organisers:  Denmark /  OK Pan Aarhus /  Silkeborg OK

Date: 11 July 2019

## Men A 4 700 m, 60 starting competitors

Plac	Name	Organisation	Time	Diff	Km time
1	Kasper Fosser	 NOR	25:03		5:19
2	Guilhem Elias	 FRA	26:12	+1:09	5:34
3	Lukas Liland	 NOR	26:37	+1:34	5:39
4	Erik Herne	 SWE	26:42	+1:39	5:40
5	Aston Key	 AUS	26:50	+1:47	5:42
6	Viktor Svensk	 SWE	27:18	+2:15	5:48
7	Elias Jonsson	 NOR	27:22	+2:19	5:49
7	Fabian Aebersold	 SUI	27:22	+2:19	5:49
9	Soren Thrane Odum	 DEN	27:26	+2:23	5:50
10	Chamuel Zbinden	 SUI	27:27	+2:24	5:50
11	Emil Auselius	 SWE	27:28	+2:25	5:50
12	Aaro Aho	 FIN	27:34	+2:31	5:51
13	Mikko Eerola	 FIN	27:40	+2:37	5:53
14	Guilhem Haberkorn	 FRA	28:18	+3:15	6:01
15	Einar Melsom	 NOR	28:33	+3:30	6:04
16	Quentin Moulet	 FRA	28:47	+3:44	6:07
17	Jorgen Baklid	 NOR	29:02	+3:59	6:10
18	Julien Vuitton	 FRA	29:06	+4:03	6:11
19	Axel Granqvist	 SWE	29:09	+4:06	6:12
20	Tino Polsini	 SUI	29:15	+4:12	6:13
21	Antoine Becaert	 FRA	29:25	+4:22	6:15
22	Andreas Bock Bjoernsen	 DEN	29:28	+4:25	6:16
23	Reto Egger	 SUI	29:34	+4:31	6:17
24	Quentin Andrieux	 FRA	29:37	+4:34	6:18
25	Alastair Thomas	 GBR	29:52	+4:49	6:21
26	Gustav Runefors	 SWE	29:59	+4:56	6:22
27	Tomas Krivda	 CZE	30:36	+5:33	6:30
28	Alvaro Casado	 ESP	30:39	+5:36	6:31
29	Vit Horcicka	 CZE	30:49	+5:46	6:33
30	Samuli Peltola	 FIN	30:56	+5:53	6:34
31	Nicola Mueller	 SUI	31:16	+6:13	6:39
32	Christian Michelsen	 CAN	31:26	+6:23	6:41
33	Mikolaj Krawczynski	 POL	31:31	+6:28	6:42
34	Alexey Korovin	 RUS	31:44	+6:41	6:45
34	Teemu Oksanen	 FIN	31:44	+6:41	6:45
36	Mads Skaug	 DEN	31:59	+6:56	6:48
37	Morten Ornhaugen Jorgensen	 DEN	32:07	+7:04	6:50
37	Rihards Krumins	 LAT	32:07	+7:04	6:50

39	Boyan Ivandjikov	 BUL	32:10	+7:07	6:50
39	Mihaly Ormay	 HUN	32:10	+7:07	6:50
41	Ilgvars Caune	 LAT	32:13	+7:10	6:51
42	Freddie Carcas	 GBR	32:18	+7:15	6:52
43	Riccardo Casanova	 GER	32:28	+7:25	6:54
44	Pranas Germanavicius	 LTU	32:48	+7:45	6:58
45	Jonas Fencil	 CZE	33:21	+8:18	7:05
46	Jan Gajda	 CZE	33:25	+8:22	7:06
47	Kacper Kuca	 POL	33:27	+8:24	7:07
48	Jakub Chupek	 SVK	33:32	+8:29	7:08
49	Joseph Lynch	 NZL	33:58	+8:55	7:13
50	Malthe Poulsen	 DEN	34:07	+9:04	7:15
51	Erik Bonek	 AUT	34:47	+9:44	7:24
52	Thomas Laraia	 USA	35:00	+9:57	7:26
53	Jonas Soldini	 SUI	35:20	+10:17	7:31
54	Andres Room	 EST	35:26	+10:23	7:32
55	Michael Svoboda	 CAN	35:30	+10:27	7:33
56	Kaarel Vesilind	 EST	36:22	+11:19	7:44
57	Will Tidswell	 NZL	36:54	+11:51	7:51
58	Viacheslav Martynovskii	 RUS	37:45	+12:42	8:01
	Fricis Spektors	 LAT	mispunched		
	Ferenc Jonas	 HUN	mispunched		

## Men B 3 825 m, 56 starting competitors

Plac	Name	Organisation	Time	Diff	Km time
1	Touko Seppa	 FIN	21:54		5:43
2	Ondrej Hlavac	 CZE	22:38	+0:44	5:55
3	Zoltan Bujdosó	 HUN	23:29	+1:35	6:08
4	Anton Lukashevich	 RUS	23:45	+1:51	6:12
5	Adrian Vartia	 USA	24:09	+2:15	6:18
6	Nikolai Kudriavtcev	 RUS	24:17	+2:23	6:20
7	Arttu Lindqvist	 FIN	24:26	+2:32	6:23
8	Clemens Wolfram	 AUT	24:32	+2:38	6:24
9	Adam Jonas	 SVK	24:39	+2:45	6:26
10	Ambrus Demeter	 HUN	24:43	+2:49	6:27
11	Erik Scheuermann	 GER	24:50	+2:56	6:29
12	Lukas Novak	 AUT	24:56	+3:02	6:31
13	Samuel Pihlstrom	 SWE	24:57	+3:03	6:31
14	Martin Scheuermann	 GER	25:03	+3:09	6:32
15	Georg Groell	 AUT	25:08	+3:14	6:34
16	Dante Afnan	 AUS	25:18	+3:24	6:36
17	Mikkel Holm Nielsen	 DEN	25:22	+3:28	6:37
18	Ilian Angeli	 ITA	25:36	+3:42	6:41
19	Vladimir Kabysh	 MDA	25:49	+3:55	6:44
20	David Runde	 USA	25:51	+3:57	6:45
21	Rotem Yasur	 ISR	25:55	+4:01	6:46
22	Cedrk Klein	 GER	25:56	+4:02	6:46

23	Max Griffiths	 NZL	26:05	+4:11	6:49
24	Niels Christian Hellerud	 NOR	26:13	+4:19	6:51
25	Sahin Demir	 TUR	26:18	+4:24	6:52
26	Damiano Bettega	 ITA	26:20	+4:26	6:53
27	Valentyn Yarosh	 UKR	26:23	+4:29	6:53
28	Juan Sanz	 ESP	26:53	+4:59	7:01
29	Cedric Amerijckx	 BEL	27:06	+5:12	7:05
30	Erik Kalman	 HUN	27:12	+5:18	7:06
31	Timon Lorenz	 GER	27:28	+5:34	7:10
32	Rokas Barauskas	 LTU	27:32	+5:38	7:11
32	Daniel Monckton	 NZL	27:32	+5:38	7:11
34	Kurtis Shuker	 NZL	27:46	+5:52	7:15
35	Hando Allmann	 EST	27:48	+5:54	7:16
36	Simon Arno	 BEL	28:01	+6:07	7:19
37	Dzmitry Papou	 BLR	28:11	+6:17	7:22
38	Ruairi Long	 IRL	28:14	+6:20	7:22
39	Leo Holper	 AUT	29:08	+7:14	7:36
40	Jan Rusin	 CZE	29:33	+7:39	7:43
41	Konrad Plociennik	 POL	29:51	+7:57	7:48
42	Peter Zakrevski	 USA	29:52	+7:58	7:48
43	Sela Zamir	 ISR	30:20	+8:26	7:55
44	Alastair George	 AUS	30:23	+8:29	7:56
45	Zan Ravnikar	 SLO	30:42	+8:48	8:01
46	Medard Feder	 SVK	31:03	+9:09	8:07
47	Matus Simo	 SVK	31:17	+9:23	8:10
48	Anton Silier	 GER	32:02	+10:08	8:22
49	David Rojas	 ESP	32:16	+10:22	8:26
50	Tobias Goldschmidt	 SVK	32:48	+10:54	8:34
51	Angus Haines	 AUS	32:49	+10:55	8:34
52	Petar Borisov	 BUL	32:52	+10:58	8:35
53	Lievin Crefcoeur	 BEL	32:55	+11:01	8:36
54	Kiur Erik Eensaar	 EST	33:02	+11:08	8:38
55	Matan Ivri	 ISR	38:52	+16:58	10:09
	Denis Remezov	 RUS	mispunched		
	Peter Molloy	 GBR	did not start		
	Finlay Todd	 GBR	did not start		
	Eddie Narbett	 GBR	did not start		
	Zac Hudd	 GBR	did not start		

## Men C 3 750 m, 54 starting competitors

Plac	Name	Organisation	Time	Diff	Km time
1	Stephen Harding	 NZL	25:42		6:51
2	Jakub Kijak	 POL	26:28	+0:46	7:03
3	Mykyta Zviahin	 UKR	26:59	+1:17	7:11
4	Duncan Currie	 AUS	27:14	+1:32	7:15
5	Lorand Vigh	 ROU	27:34	+1:52	7:21
6	Nikita Alekseyonok	 BLR	28:21	+2:39	7:33

7	Kadir Basar	 TUR	28:23	+2:41	7:34
8	Jose Pedro Fernandes	 POR	28:48	+3:06	7:40
9	Uladzislau Viarynski	 BLR	28:49	+3:07	7:41
9	Mattia Scopel	 ITA	28:49	+3:07	7:41
11	Aidan Minto	 USA	28:51	+3:09	7:41
12	Akihiro Shiina	 JPN	28:55	+3:13	7:42
13	Yosuke Oishi	 JPN	29:19	+3:37	7:49
14	Rotem Yogev	 ISR	30:03	+4:21	8:00
15	Aurelien Van Aerschot	 BEL	30:05	+4:23	8:01
16	Attila Szocs	 ROU	30:31	+4:49	8:08
17	Andre Daniel Ferreira	 POR	30:44	+5:02	8:11
18	Noah Poland	 AUS	31:19	+5:37	8:21
19	Augusts Velde	 LTU	31:22	+5:40	8:21
20	Tamas Barany	 HUN	31:33	+5:51	8:24
21	Dovydas Kausakys	 LTU	31:45	+6:03	8:28
22	Lukas Patscheider	 ITA	32:42	+7:00	8:43
23	Csongor Szikszai	 ROU	32:48	+7:06	8:44
24	Veselin Shterev	 BUL	32:50	+7:08	8:45
25	Andries Swart	 RSA	34:54	+9:12	9:18
26	Aleksandar Ivanov	 BUL	35:42	+10:00	9:31
27	Kenichiro Terashima	 JPN	36:05	+10:23	9:37
28	Kalender Metehan Kaya	 TUR	36:46	+11:04	9:48
29	Toma Kotkov	 BUL	37:00	+11:18	9:52
30	Larri Gabriel Hermes Lemes	 BRA	37:09	+11:27	9:54
31	Cheuk Wang Wong	 HKG	37:43	+12:01	10:03
32	Jura Kukec	 CRO	38:02	+12:20	10:08
33	Samet Kossek	 TUR	38:06	+12:24	10:09
34	Ho Yin Chung	 HKG	38:32	+12:50	10:16
35	Ryo Asama	 JPN	39:36	+13:54	10:33
36	Dylan Fenthum	 RSA	41:15	+15:33	11:00
37	Graeme Farrand	 CAN	41:33	+15:51	11:04
38	Yau Man Chu	 HKG	42:13	+16:31	11:15
39	Tsz Chun Jason Wong	 HKG	44:13	+18:31	11:47
40	Gabriel Azevedo Rodrigues Ferreira	 BRA	47:46	+22:04	12:44
41	Ryno Grove	 RSA	50:31	+24:49	13:28
42	Lucas Cremonese Jaeger	 BRA	51:01	+25:19	13:36
43	Gean Carlos Soares da Silveira	 BRA	1:02:56	+37:14	16:46
44	Ka Wang So	 HKG	1:13:10	+47:28	19:30
45	Joao Vitor Trogildo Foresti	 BRA	1:21:40	+55:58	21:46
46	Guilherme Teles Cordeiro Mineiro	 BRA	1:24:14	+58:32	22:27
47	Abdelhadi Galal	 EGY	3:07:17	+2:41:35	49:56
	Davis Solmanis	 LAT	mispunched		
	Anthony Riley	 USA	not competing		
	Daniil Botygin	 RUS	not competing		
	Dusan Markovic	 SRB	not competing		
	Jan Gobec	 CRO	not competing		
	Abd el Rahman Ebrahiem	 EGY	not competing		

Satoshi Kaneko

 JPN

not competing

Denys Voitanik

 UKR



























did not start

**Women A** 4 325 m, 59 starting competitors

Plac	Name	Organisation	Time	Diff	Km time
1	Isa Envall	 SWE	29:59		6:55
2	Fiona Bunn	 GBR	30:53	+0:54	7:08
3	Tereza Janosikova	 CZE	31:23	+1:24	7:15
4	Elena Pezzati	 SUI	31:36	+1:37	7:18
5	Veronika Kalinina	 RUS	31:39	+1:40	7:19
6	Agnes Kracht	 DEN	32:16	+2:17	7:27
7	Hanna Lundberg	 SWE	32:40	+2:41	7:33
8	Irina Lazareva	 RUS	32:57	+2:58	7:37
9	Ida Oebro	 DEN	33:01	+3:02	7:38
10	Ella Olsson	 SWE	33:33	+3:34	7:45
11	Annika Simonsen	 DEN	33:35	+3:36	7:45
12	Grace Molloy	 GBR	33:37	+3:38	7:46
13	Vanda Vekony	 HUN	33:38	+3:39	7:46
14	Inka Nurminen	 FIN	33:40	+3:41	7:47
15	Kristina Smirnova	 RUS	34:18	+4:19	7:55
16	Elisa Bertozzi	 SUI	34:22	+4:23	7:56
17	Hanne Vassend	 NOR	34:24	+4:25	7:57
18	Cecile Calandry	 FRA	34:30	+4:31	7:58
18	Signe Sirma	 LAT	34:30	+4:31	7:58
20	Alva Sonesson	 SWE	34:33	+4:34	7:59
21	Barbora Chaloupska	 CZE	34:41	+4:42	8:01
22	Anine Lome	 NOR	35:01	+5:02	8:05
23	Feia Tsyvilska	 UKR	35:06	+5:07	8:06
24	Elza Kuze	 LAT	35:09	+5:10	8:07
25	Siiri Silvennoinen	 FIN	35:13	+5:14	8:08
26	Yasna Petrova	 BUL	35:16	+5:17	8:09
27	Eliska Sieglova	 CZE	35:19	+5:20	8:09
28	Jasmina Gassner	 AUT	35:23	+5:24	8:10
29	Elisa Mattila	 FIN	35:27	+5:28	8:11
30	Zsofia Sarkozy	 HUN	35:33	+5:34	8:13
31	Ida Haapala	 FIN	35:37	+5:38	8:14
31	Anna Kopecka	 CZE	35:37	+5:38	8:14
33	Melina Lahdenpera	 FIN	35:38	+5:39	8:14
34	Adrianna Biederman	 POL	36:00	+6:01	8:19
35	Teele Telgma	 EST	36:02	+6:03	8:19
36	Daria Panchenko	 RUS	36:05	+6:06	8:20
37	Synne Strand	 NOR	36:18	+6:19	8:23
38	Lise Termansen	 DEN	36:33	+6:34	8:27
39	Tilda Ostberg	 SWE	36:45	+6:46	8:29
40	Judita Traubaite	 LTU	36:56	+6:57	8:32
41	Ugne Liegute	 LTU	37:23	+7:24	8:38
42	Evangelina Dyaksova	 BUL	37:37	+7:38	8:41

43	Katie CoryWright	 NZL	37:38	+7:39	8:42
44	Andreya Dyaksova	 BUL	37:42	+7:43	8:43
45	Agnieszka Cych	 POL	37:52	+7:53	8:45
46	Alina Palcau	 FRA	37:59	+8:00	8:46
47	Johanna Kaellvik Leufven	 SWE	38:00	+8:01	8:47
48	Hedvig Valbjorn Gydesen	 DEN	38:18	+8:19	8:51
49	Siri Nyfeler	 SUI	38:21	+8:22	8:52
50	Ann Charlotte Spangenberg	 GER	38:22	+8:23	8:52
51	Ines Pozo Prada	 ESP	39:13	+9:14	9:04
52	Julia Doubson	 USA	39:26	+9:27	9:07
53	Csilla Gardonyi	 HUN	39:30	+9:31	9:07
54	Maya Kastner	 AUT	39:44	+9:45	9:11
55	Tara Melhuish	 AUS	41:00	+11:01	9:28
56	Eliza Ozola	 LAT	42:28	+12:29	9:49
57	Kristel Koivo	 EST	45:55	+15:56	10:36
58	Eilidh Campbell	 GBR	48:01	+18:02	11:06
	Victoria Haestad Bjornstad	 NOR	mispunched		
	Eliane Deininger	 SUI	did not start		

## Women B 3 300 m, 56 starting competitors

Plac	Name	Organisation	Time	Diff	Km time
1	Idun Kristine Felde Olausen	 NOR	27:52		8:26
2	Ana Isabel Toledo Navarro	 ESP	28:06	+0:14	8:30
3	Anastasiya Grigoreva	 RUS	28:26	+0:34	8:36
4	Ane Dyrkorn	 NOR	28:30	+0:38	8:38
5	Siri Christopherson	 USA	29:09	+1:17	8:50
6	Tereza Smelikova	 SVK	29:17	+1:25	8:52
7	Siri Suter	 SUI	29:33	+1:41	8:57
8	Ems De Smul	 BEL	29:35	+1:43	8:57
9	Katerina Grycova	 CZE	29:45	+1:53	9:00
10	Alice Selem	 ITA	30:05	+2:13	9:06
11	Magda Cigle	 LAT	30:09	+2:17	9:08
12	Vilma Alberinga	 LAT	30:37	+2:45	9:16
13	Nikola Thynova	 CZE	30:40	+2:48	9:17
14	Tifenn Moulet	 FRA	30:48	+2:56	9:20
15	Olga Tomashava	 BLR	31:11	+3:19	9:26
16	Laurence Defraigne	 BEL	31:16	+3:24	9:28
17	Luboslava Weissova	 SVK	31:17	+3:25	9:28
18	Mikayla Cooper	 AUS	31:27	+3:35	9:31
19	Ylvi Kastner	 AUT	31:39	+3:47	9:35
20	Migle Susinskaite	 LTU	32:05	+4:13	9:43
21	Briana Steven	 NZL	32:20	+4:28	9:47
22	Tina Tiefenboeck	 AUT	32:21	+4:29	9:48
23	Dominika Mero	 HUN	32:39	+4:47	9:53
24	Marie Maier	 AUT	32:42	+4:50	9:54
25	Katarzyna Ciesiolka	 POL	33:02	+5:10	10:00
26	Hannah Haensel	 GER	33:06	+5:14	10:01

27	Fanny Thonier	 FRA	33:08	+5:16	10:02
28	Tamara Miklusova	 SVK	33:15	+5:23	10:04
29	Olha Hupalo	 UKR	33:17	+5:25	10:05
30	Dorota Smelikova	 SVK	33:32	+5:40	10:09
31	Rachel May	 CAN	33:48	+5:56	10:14
32	Tereza Miklusova	 SVK	33:49	+5:57	10:14
33	Marine Sillien	 BEL	34:45	+6:53	10:31
33	Polina Surkova	 UKR	34:45	+6:53	10:31
35	Erica Ceresa	 ITA	34:49	+6:57	10:33
36	Zeynep Ocak	 TUR	35:06	+7:14	10:38
37	Viktorija Drazdauskaite	 LTU	35:08	+7:16	10:38
38	Caroline Pigerre	 AUS	35:13	+7:21	10:40
39	Ana Tisljar	 CRO	35:45	+7:53	10:50
40	Eadaoin McCavana	 IRL	36:48	+8:56	11:09
41	Caroline Sandbo	 USA	37:26	+9:34	11:20
42	Marisol Hunter	 NZL	37:33	+9:41	11:22
43	Joanna George	 AUS	37:47	+9:55	11:26
44	Valeria Nadrag	 MDA	38:56	+11:04	11:47
45	Sandrine Defraigne	 BEL	38:58	+11:06	11:48
46	Tegan Knightbridge	 NZL	39:45	+11:53	12:02
47	Yana Volkova	 BLR	40:23	+12:31	12:14
48	Elena Marti Barclay	 ESP	40:47	+12:55	12:21
49	Georgia Skelton	 NZL	41:04	+13:12	12:26
50	Bridget Hall	 USA	41:10	+13:18	12:28
51	Timea Virag	 ROU	41:26	+13:34	12:33
52	Olga Jerkovic Peric	 CRO	47:22	+19:30	14:21
53	Lina Buchberger	 GER	51:18	+23:26	15:32
54	Emily Sorensen	 IRL	54:05	+26:13	16:23
55	Maria Deptulska	 POL	54:21	+26:29	16:28
	Mathilde Smedegaard Madsen	 DEN	did not finish		
	Niamh Hunter	 GBR	did not start		
	Megan Keith	 GBR	did not start		
	Anu Tuomisto	 FIN	did not start		
	Elizaveta Rastegaeva	 RUS	did not start		

## Women C 3 275 m, 37 starting competitors

Plac	Name	Organisation	Time	Diff	Km time
1	Kaia Joergensen	 NZL	31:49		9:42
2	Betul Esner	 TUR	32:52	+1:03	10:02
3	Gaëlle Fronhoffs	 BEL	36:36	+4:47	11:10
4	Kirsten Mayland	 USA	37:30	+5:41	11:27
5	Fumika Sera	 JPN	38:53	+7:04	11:52
6	Ciara Silby	 IRL	39:42	+7:53	12:07
7	Emer Perkins	 IRL	39:45	+7:56	12:08
8	Mizuho Katori	 JPN	41:21	+9:32	12:37
9	Lorely Korvel	 EST	41:33	+9:44	12:41
10	Ozge Bozca	 TUR	42:20	+10:31	12:55

11	Ozlem Zirek	 TUR	43:21	+11:32	13:14
12	Yuki Oguri	 JPN	44:01	+12:12	13:26
13	Yu Abe	 JPN	44:44	+12:55	13:39
14	Hilal Arslan	 TUR	45:00	+13:11	13:44
15	Eman Magdy	 EGY	45:47	+13:58	13:58
16	Sianna Dorsey	 CAN	47:13	+15:24	14:25
17	Yi Shan Wong	 HKG	50:15	+18:26	15:20
18	Brittany Pan	 CAN	50:59	+19:10	15:34
19	Ying Yau Chu	 HKG	52:48	+20:59	16:07
20	Tara Doherty	 CAN	53:04	+21:15	16:12
21	Diana Aleksieva	 USA	53:18	+21:29	16:16
22	Thalia Cristine Natalli	 BRA	55:02	+23:13	16:48
23	Kailani Ecke dos Santos	 BRA	55:13	+23:24	16:51
24	Helena Lima	 POR	55:59	+24:10	17:05
25	Rafaela Souza Liborio Petersen	 BRA	57:27	+25:38	17:32
26	Keeya Corbett	 CAN	1:08:31	+36:42	20:55
27	Larissa Monteiro Matos	 BRA	1:09:39	+37:50	21:16
27	Paula Pavlin	 CRO	1:09:39	+37:50	21:16
29	Suzune Kotajima	 JPN	1:09:48	+37:59	21:18
30	Julia Beltrao Nunes Dutra de Oliveira	 BRA	1:13:25	+41:36	22:25
31	Geovanna Teles Cordeiro Mineiro	 BRA	1:16:07	+44:18	23:14
	Omnia Said	 EGY	mispunched		
	Caitlin Young	 AUS	mispunched		
	Sumeyra Gokcul	 TUR	mispunched		
	Hana Ochiai	 JPN	not competing		
	Clodagh Moran	 IRL	not competing		
	Ella Cuthbert	 AUS	not competing		
	Laura King	 GBR	did not start		

Please report errors in the result list to the organiser.