



























# Official results for Nokian Tyres World Orienteering Championships 2021 - Sprint relay

Name: Sprint relay  
 Organiser:  Czech Republic  
 Date: 4 July 2021

**Mixed** 26 starting competitors

[Leg 1](#) | [Leg 2](#) | [Leg 3](#) | [Leg 4](#) | **Total**

Plac	Name	Leg time	Leg pl	Leg diff	Time	Co plac	Diff
<b>1</b>	<b> Sweden</b>				<b>1:02:19</b>		
	1. Tove Alexandersson	15:03	1		15:03	1	
	2. Emil Svensk	15:46	2	+0:03	30:49	1 0	0:00
	3. Gustav Bergman	15:46	4	+0:44	46:35	1 0	0:00
	4. Sara Hagstrom	15:44	5	+0:48	1:02:19	1 0	0:00
<b>2</b>	<b> Norway</b>				<b>1:02:45</b>		<b>+0:26</b>
	1. Victoria Haestad Bjornstad	16:04	6	+1:01	16:04	6	+1:01
	2. Audun Heimdal	16:43	9	+1:00	32:47	7 <b>+1</b>	+1:58 <b>+0:57</b>
	3. Kasper Harlem Fosser	15:02	1		47:49	3 <b>-4</b>	+1:14 <b>-0:44</b>
	4. Andrine Benjaminsen	14:56	1		1:02:45	2 <b>-1</b>	+0:26 <b>-0:48</b>
<b>3</b>	<b> Switzerland</b>				<b>1:02:48</b>		<b>+0:29</b>
	1. Simona Aebersold	15:22	2	+0:19	15:22	2	+0:19
	2. Joey Hadorn	15:58	4	+0:15	31:20	2 0	+0:31 <b>+0:12</b>
	3. Martin Hubmann	16:10	7	+1:08	47:30	2 0	+0:55 <b>+0:24</b>
	4. Elena Roos	15:18	3	+0:22	1:02:48	3 <b>+1</b>	+0:29 <b>-0:26</b>
<b>4</b>	<b> Denmark</b>				<b>1:03:34</b>		<b>+1:15</b>
	1. Cecilie Friberg Klysner	16:17	8	+1:14	16:17	8	+1:14
	2. Soren Thrane Odum	16:04	5	+0:21	32:21	4 <b>-4</b>	+1:32 <b>+0:18</b>
	3. Jakob Edsen	15:56	5	+0:54	48:17	7 <b>+3</b>	+1:42 <b>+0:10</b>
	4. Maja Alm	15:17	2	+0:21	1:03:34	4 <b>-3</b>	+1:15 <b>-0:27</b>
<b>5</b>	<b> Czech Republic</b>				<b>1:03:50</b>		<b>+1:31</b>
	1. Jana Knapova	16:00	3	+0:57	16:00	3	+0:57
	2. Milos Nykodym	16:24	6	+0:41	32:24	5 <b>+2</b>	+1:35 <b>+0:38</b>
	3. Vojtech Kral	15:43	3	+0:41	48:07	5 0	+1:32 <b>-0:03</b>
	4. Tereza Janosikova	15:43	4	+0:47	1:03:50	5 0	+1:31 <b>-0:01</b>
<b>6</b>	<b> United Kingdom</b>				<b>1:03:52</b>		<b>+1:33</b>
	1. Alice Leake	16:18	9	+1:15	16:18	9	+1:15
	2. Ralph Street	15:43	1		32:01	3 <b>-6</b>	+1:12 <b>-0:03</b>
	3. Peter Hodgkinson	16:00	6	+0:58	48:01	4 <b>+1</b>	+1:26 <b>+0:14</b>
	4. Megan Carter Davies	15:51	6	+0:55	1:03:52	6 <b>+2</b>	+1:33 <b>+0:07</b>
<b>7</b>	<b> Finland</b>				<b>1:05:14</b>		<b>+2:55</b>
	1. Veera Klemettinen	16:15	7	+1:12	16:15	7	+1:12
	2. Akseli Ruohola	16:25	7	+0:42	32:40	6 <b>-1</b>	+1:51 <b>+0:39</b>
	3. Aleksii Niemi	15:36	2	+0:34	48:16	6 0	+1:41 <b>-0:10</b>
	4. Maija Sianoja	16:58	9	+2:02	1:05:14	7 <b>+1</b>	+2:55 <b>+1:14</b>
<b>8</b>	<b> France</b>				<b>1:06:36</b>		<b>+4:17</b>
	1. Isia Basset	16:03	4	+1:00	16:03	4	+1:00
	2. Maxime Rauturier	17:14	16	+1:31	33:17	10 <b>+6</b>	+2:28 <b>+1:28</b>
	3. Lucas Basset	16:10	7	+1:08	49:27	8 <b>-2</b>	+2:52 <b>+0:24</b>
	4. Cecile Calandry	17:09	11	+2:13	1:06:36	8 0	+4:17 <b>+1:25</b>
<b>9</b>	<b> Poland</b>				<b>1:07:13</b>		<b>+4:54</b>
	1. Hanna Wisniewska	16:44	11	+1:41	16:44	11	+1:41
	2. Michal Olejnik	16:58	11	+1:15	33:42	11 0	+2:53 <b>+1:12</b>
	3. Fryderyk Pryjma	16:49	11	+1:47	50:31	11 0	+3:56 <b>+1:03</b>
	4. Aleksandra Hornik	16:42	8	+1:46	1:07:13	9 <b>-2</b>	+4:54 <b>+0:58</b>
<b>10</b>	<b> Austria</b>				<b>1:07:50</b>		<b>+5:31</b>
	1. Anna Nilsson Simkovic	17:11	14	+2:08	17:11	14	+2:08
	2. Matthias Reiner	17:10	15	+1:27	34:21	16 <b>+2</b>	+3:32 <b>+1:24</b>
	3. Robert Merl	16:30	9	+1:28	50:51	14 <b>-2</b>	+4:16 <b>+0:44</b>
	4. Laura Ramstein	16:59	10	+2:03	1:07:50	10 <b>-4</b>	+5:31 <b>+1:15</b>
<b>11</b>	<b> Estonia</b>				<b>1:08:00</b>		<b>+5:41</b>
	1. Annika Rihma	16:03	4	+1:00	16:03	4	+1:00
	2. Ats Sonajalg	17:08	14	+1:25	33:11	9 <b>+5</b>	+2:22 <b>+1:22</b>
	3. Sergei Rjaboshkin	17:02	13	+2:00	50:13	9 0	+3:38 <b>+1:16</b>
	4. Evely Kaasiku	17:47	14	+2:51	1:08:00	11 <b>+2</b>	+5:41 <b>+2:03</b>
<b>12</b>	<b> Hungary</b>				<b>1:08:10</b>		<b>+5:51</b>
	1. Virag Weiler	17:09	13	+2:06	17:09	13	+2:06
	2. Levente Tugyi	16:50	10	+1:07	33:59	12 <b>-1</b>	+3:10 <b>+1:04</b>
	3. Aron Bako	16:44	10	+1:42	50:43	12 0	+4:08 <b>+0:58</b>
	4. Zsolia Sarkozy	17:27	12	+2:31	1:08:10	12 0	+5:51 <b>+1:43</b>
<b>13</b>	<b> Neutral</b>				<b>1:08:25</b>		<b>+6:06</b>
	1. Svetlana Mironova	16:19	10	+1:16	16:19	10	+1:16
	2. Dmitrii Nakonechnyi	17:41	19	+1:58	34:00	14 <b>+4</b>	+3:11 <b>+1:55</b>
	3. Artem Popov	16:49	11	+1:47	50:49	13 <b>-1</b>	+4:14 <b>+1:03</b>
	4. Galina Vinogradova	17:36	13	+2:40	1:08:25	13 0	+6:06 <b>+1:52</b>
<b>14</b>	<b> Latvia</b>				<b>1:09:13</b>		<b>+6:54</b>
	1. Irita Pukite	18:53	22	+3:50	18:53	22	+3:50
	2. Andris Jubelis	17:03	12	+1:20	35:56	20 <b>-2</b>	+5:07 <b>+1:17</b>
	3. Uldis Uptis	17:02	13	+2:00	52:58	18 <b>-2</b>	+6:23 <b>+1:16</b>
	4. Sandra Grosberga	16:15	7	+1:19	1:09:13	14 <b>-4</b>	+6:54 <b>+0:31</b>
<b>15</b>	<b> Germany</b>				<b>1:09:43</b>		<b>+7:24</b>
	1. Paula Starke	17:19	16	+2:16	17:19	16	+2:16
	2. Felix Spaeth	16:40	8	+0:57	33:59	12 <b>-4</b>	+3:10 <b>+0:54</b>
	3. Colin Kolbe	17:27	16	+2:25	51:26	15 <b>+3</b>	+4:51 <b>+1:41</b>
	4. Leonore Winkler	18:17	16	+3:21	1:09:43	15 0	+7:24 <b>+2:33</b>
<b>16</b>	<b> Italy</b>				<b>1:10:04</b>		<b>+7:45</b>
	1. Caterina Dallera	17:13	15	+2:10	17:13	15	+2:10
	2. Francesco Mariani	17:06	13	+1:23	34:19	15 0	+3:30 <b>+1:20</b>
	3. Giacomo Zagonel	17:56	20	+2:54	52:15	16 <b>+1</b>	+5:40 <b>+2:10</b>
	4. Carlotta Scalet	17:49	15	+2:53	1:10:04	16 0	+7:45 <b>+2:05</b>
<b>17</b>	<b> Spain</b>				<b>1:11:20</b>		<b>+9:01</b>
	1. Ana Isabel Toledo	17:41	17	+2:38	17:41	17	+2:38
	2. Eduardo Gil Marcos	17:16	17	+1:33	34:57	17 0	+4:08 <b>+1:30</b>
	3. Alvaro Prieto	17:41	18	+2:39	52:38	17 0	+6:03 <b>+1:55</b>
	4. Ana Camarasa	18:42	18	+3:46	1:11:20	17 0	+9:01 <b>+2:58</b>
<b>18</b>	<b> Bulgaria</b>				<b>1:12:25</b>		<b>+10:06</b>
	1. Kristina Ivanova	18:04	19	+3:01	18:04	19	+3:01
	2. Ivan Sirakov	17:16	17	+1:33	35:20	18 <b>-1</b>	+4:31 <b>+1:30</b>
	3. Stefan Yordanov	17:58	21	+2:56	53:18	19 <b>+1</b>	+6:43 <b>+2:12</b>
	4. Liliana Gotseva	19:07	19	+4:11	1:12:25	18 <b>-1</b>	+10:06 <b>+3:23</b>
<b>19</b>	<b> Slovakia</b>				<b>1:13:23</b>		<b>+11:04</b>
	1. Tamara Miklusova	18:20	20	+3:17	18:20	20	+3:17
	2. Pavol Bukovac	18:00	22	+2:17	36:20	21 <b>+1</b>	+5:31 <b>+2:14</b>
	3. Tomas Musinsky	17:53	19	+2:51	54:13	21 0	+7:38 <b>+2:07</b>
	4. Ela Sedilekova	19:10	20	+4:14	1:13:23	19 <b>-2</b>	+11:04 <b>+3:26</b>
<b>20</b>	<b> Turkey</b>				<b>1:13:53</b>		<b>+11:34</b>
	1. Elif Gokce Avcı	17:42	18	+2:39	17:42	18	+2:39
	2. Ahmet Kacmaz	17:53	21	+2:10	35:35	19 <b>+1</b>	+4:46 <b>+2:07</b>
	3. Cansel Sarac	18:06	22	+3:04	53:41	20 <b>+1</b>	+7:06 <b>+2:20</b>
	4. Betül Esner	20:12	21	+5:16	1:13:53	20 0	+11:34 <b>+4:28</b>
<b>21</b>	<b> Japan</b>				<b>1:19:35</b>		<b>+17:16</b>
	1. Moe Matsumoto	22:00	25	+6:57	22:00	25	+6:57
	2. Hirokazu Osaki	18:18	24	+2:35	40:18	25 0	+9:29 <b>+2:32</b>
	3. Itsuki Ito	19:02	23	+4:00	59:20	23 <b>-2</b>	+12:45 <b>+3:16</b>
	4. Yu Abe	20:15	22	+5:19	1:19:35	21 <b>-2</b>	+17:16 <b>+4:31</b>
<b>22</b>	<b> Romania</b>				<b>1:22:43</b>		<b>+20:24</b>
	1. Andra Cecilia Anghel	19:34	24	+4:31	19:34	24	+4:31
	2. Roman Ciobanu	19:57	26	+4:14	39:31	24 0	+8:42 <b>+4:11</b>
	3. Alexandru Blejdea	20:45	25	+5:43	1:00:16	24 0	+13:41 <b>+4:59</b>
	4. Judit Divin	22:27	23	+7:31	1:22:43	22 <b>-2</b>	+20:24 <b>+6:43</b>
	<b> United States</b>				<b>over max time</b>		
	1. Angelica Riley	29:05	26	+14:02	29:05	26	+14:02
	2. Anthony Riley	19:25	25	+3:42	48:30	26 0	+17:41 <b>+3:39</b>
	3. Joseph Barrett	19:16	24	+4:14	1:07:46	25 <b>-1</b>	+21:11 <b>+3:30</b>
	4. Alexis Merka	29:58	24	+9:43	over max time		
	<b> Belgium</b>				<b>mispunched</b>		
	1. Ems De Smul	19:33	23	+4:30	19:33	23	+4:30
	2. Wouter Hus	17:47	20	+2:04	37:20	23 0	+6:31 <b>+2:01</b>
	3. Warre De Cuyper	17:32	17	+2:30	54:52	23 <b>-1</b>	+8:17 <b>+1:46</b>
	4. Marine Sillien	mispunched			mispunched		
	<b> Lithuania</b>				<b>mispunched</b>		
	1. Ausrine Kutkaite	18:42	21	+3:39	18:42	21	+3:39
	2. Jonas Vytautas Gvildys	18:04	23	+2:21	36:46	22 <b>+1</b>	+5:57 <b>+2:18</b>
	3. Algirdas Bartkevicius	mispunched			mispunched		
	4. Tekle Emilija Gvildyte	18:28	17	+3:32	mispunched		
	<b> Ukraine</b>				<b>mispunched</b>		
	1. Olena Babych	17:05	12	+2:02	17:05	12	+2:02
	2. Ruslan Glibov	15:52	3	+0:09	32:57	8 <b>-4</b>	+2:08 <b>+0:06</b>
	3. Taras Rachuk	17:25	15	+2:23	50:22	10 <b>+2</b>	+3:47 <b>+1:39</b>