









Official results for Axioma European Junior and Youth MTB Orienteering Championships 2022 - Relay

Name: Relay
 Organisers:  Lithuania /  MTBO RENGINIAI
 Date: 22 May 2022




Men 20 8 starting competitors

[Leg 1](#) | [Leg 2](#) | [Leg 3](#) | **Total**

Plac	Name	Leg time	Leg pl	Leg diff	Time	Co plac	Diff
1	 Austria 1				1:43:38		
	1. Lukas Wieser	34:19	1		34:19	1	
	2. Benjamin Gaudernak	36:16	3		1:10:35	2	+1
	3. Hannes Hnilica	33:03	2		1:43:38	1	-1
2	 Czech Republic 1				1:45:22		
	1. Karel Smolen	35:26	3		35:26	3	
	2. Tomas Zrnik	34:12	1		1:09:38	1	-2
	3. Adam Cernik	35:44	4		1:45:22	2	+1
3	 France 1				1:49:45		
	1. Mathieu Vayssat	38:08	7		38:08	7	
	2. Logan Labarbe	38:46	5		1:16:54	6	-1
	3. Timothy Blot	32:51	1		1:49:45	3	-3
4	 Sweden 1				1:51:22		
	1. Jon Hansson	35:25	2		35:25	2	
	2. Arvid Svensson	40:33	6		1:15:58	5	+3
	3. Sverre Rojgard	35:24	3		1:51:22	4	-1
5	 Italy 1				1:53:36		
	1. Montani Matteo Traversi	35:35	4		35:35	4	
	2. Montani Michele Traversi	36:58	4		1:12:33	4	0
	3. Sebastiano Akira Cavagnis	41:03	6		1:53:36	5	+1
6	 Finland 1				1:56:35		
	1. Paulus Hanhijarvi	35:38	5		35:38	5	
	2. Aapo Liponkoski	36:06	2		1:11:44	3	-2
	3. Lotta Voutilainen	44:51	8		1:56:35	6	+3
7	 Portugal 1				2:01:10		
	1. Artur Mendonca	37:54	6		37:54	6	
	2. Fabio Goncalves	44:25	7		1:22:19	7	+1
	3. Pedro Peralta	38:51	5		2:01:10	7	0
8	 Latvia 1				2:09:47		
	1. Jekabs Toms Andersons	40:32	8		40:32	8	
	2. Edijs Cakurs	44:53	8		1:25:25	8	0
	3. Ricards Girgensons	44:22	7		2:09:47	8	0





Women 20 3 starting competitors

[Leg 1](#) | [Leg 2](#) | [Leg 3](#) | **Total**

Plac	Name	Leg time	Leg pl	Leg diff	Time	Co plac	Diff
1	 Finland 1				1:40:47		
	1. Pihla Hakkinen	33:47	2		33:47	2	
	2. Silja YliHietanen	34:19	2		1:08:06	2	0
	3. Kaarina Nurminen	32:41	2		1:40:47	1	-1
2	 Czech Republic 1				1:42:19		
	1. Lucie Nedomelelova	33:38	1		33:38	1	
	2. Sofie Stranska	34:04	1		1:07:42	1	0
	3. Natali Chamrada	34:37	3		1:42:19	2	+1
	 Sweden 1				mispunched		
	1. Yrsa Rojgard	34:09	3		34:09	3	
	2. Ida Ernstsson	mispunched			mispunched		
	3. Tilda Palm	31:36	1		mispunched		






Men 17 7 starting competitors

[Leg 1](#) | [Leg 2](#) | [Leg 3](#) | **Total**

Plac	Name	Leg time	Leg pl	Leg diff	Time	Co plac	Diff
1	 France 1				1:28:27		
	1. Augustin Leclere	27:54	1		27:54	1	
	2. Antoine Lesquer	31:03	1		58:57	1	0
	3. Hugo Piszczorowicz	29:30	1		1:28:27	1	0
2	 Finland 1				1:32:17		
	1. Eevert Kenttamies	29:29	2		29:29	2	
	2. Rasmus Huhtamaki	31:41	2		1:01:10	2	0
	3. Eemil Koskinen	31:07	2		1:32:17	2	0
3	 Estonia 1				1:35:17		
	1. Timo Kudre	32:11	3		32:11	3	
	2. Chris Marcus Krahv	31:49	3		1:04:00	3	0
	3. Renno Merenakk	31:17	4		1:35:17	3	0
4	 Lithuania 1				1:44:44		
	1. Mykolas Sliuzelis	34:05	4		34:05	4	
	2. Arnas Sausaitis	39:24	7		1:13:29	5	+1
	3. Simonas Kiela	31:15	3		1:44:44	4	-1
5	 Spain 1				1:53:00		
	1. Oreiro Marcos Silvarrey	35:06	5		35:06	5	
	2. Moruno Juan Pedro Fernandez	34:38	5		1:09:44	4	-1
	3. Gomez Sofia Martinez	43:16	6		1:53:00	5	+1
	 Latvia 1				disqualified		
	1. Martins Mezsargs	mispunched			mispunched		
	2. Matiss Martinsons	37:07	6		mispunched		
	3. Ricards Bisenieks	disqualified			disqualified		
	 Germany 1				mispunched		
	1. Gregor Lusky	mispunched			mispunched		
	2. Thomas Lucassen	33:12	4		mispunched		
	3. Per Haehnel	31:56	5		mispunched		

Women 17 5 starting competitors

[Leg 1](#) | [Leg 2](#) | [Leg 3](#) | **Total**

Plac	Name	Leg time	Leg pl	Leg diff	Time	Co plac	Diff
1	 Finland 1				1:20:26		
	1. Emmariikka Laamanen	27:51	4		27:51	4	
	2. Annika Rantanen	26:35	1		54:26	1	-3
	3. Aino Kankaanpaa	26:00	1		1:20:26	1	0
2	 France 1				1:22:34		
	1. Enola Bardine	25:50	1		25:50	1	
	2. Anne Caroline Sipos	30:04	3		55:54	2	+1
	3. Jade Boussier	26:40	2		1:22:34	2	0
3	 Lithuania 1				1:30:35		
	1. Vytenė Puišyte	27:09	2		27:09	2	
	2. Eidvilė Tevelyte	33:09	5		1:00:18	4	+2
	3. Rugilė Denisovaite	30:17	4		1:30:35	3	-1
4	 Latvia 1				1:31:48		
	1. Ramona Poreitere	29:02	5		29:02	5	
	2. Annija Osane	32:57	4		1:01:59	5	0
	3. Eva Grauda	29:49	3		1:31:48	4	-1
	 Finland 2				1:30:11		
	1. Emma Lang	27:45			27:45		
	2. Kaisla Hakkinen	29:34			57:19		
	3. Salla Mustikkamaa	32:52			1:30:11		

Please report errors in the result list to the organiser.