



Official results for Middle distance, qualification

Name: Middle distance, qualification

Organisers:  Finland /  Koovee

Date: 10 July 2017

Men Qualification 1 4 000 m, 58 starting competitors

| Plac | Name | Organisation | Time | Diff | Km time | FH |
|------|---------------------------|--|-------|--------|---------|----|
| 1 | Olli Ojanaho |  Finland | 21:18 | | 5:19 | A |
| 2 | Henrik Johannesson |  Sweden | 23:37 | +2:19 | 5:54 | A |
| 3 | Elias Jonsson |  Norway | 23:58 | +2:40 | 5:59 | A |
| 4 | Guilhem Elias |  France | 24:14 | +2:56 | 6:03 | A |
| 5 | Colin Kolbe |  Germany | 24:24 | +3:06 | 6:06 | A |
| 6 | Kirill Komarov |  Russian Federation | 25:12 | +3:54 | 6:18 | A |
| 7 | Fleury Roux |  France | 25:13 | +3:55 | 6:18 | A |
| 8 | Vojtech Sykora |  Czech Republic | 25:29 | +4:11 | 6:22 | A |
| 9 | Alex Carcas |  Great Britain | 25:35 | +4:17 | 6:23 | A |
| 10 | Ollipekka Heikkila |  Finland | 25:39 | +4:21 | 6:24 | A |
| 10 | Lauri Pahn |  Estonia | 25:39 | +4:21 | 6:24 | A |
| 12 | Laurits Bidstrup Moller |  Denmark | 25:40 | +4:22 | 6:25 | A |
| 13 | Fryderyk Pryjma |  Poland | 25:47 | +4:29 | 6:26 | A |
| 14 | Daniil Kashin |  Russian Federation | 25:54 | +4:36 | 6:28 | A |
| 15 | Jorgen Baklid |  Norway | 25:58 | +4:40 | 6:29 | A |
| 16 | Rafael Dobnik |  Austria | 26:26 | +5:08 | 6:36 | A |
| 17 | Libor Cernocky |  Czech Republic | 26:51 | +5:33 | 6:42 | A |
| 18 | Nicolas Kastner |  Austria | 26:54 | +5:36 | 6:43 | A |
| 19 | Carl Emil Schoier Kovsted |  Denmark | 26:58 | +5:40 | 6:44 | A |
| 20 | Anatoli Fomiciov |  Moldova, Republic of | 27:00 | +5:42 | 6:45 | A |
| 21 | David Runde |  United States | 27:26 | +6:08 | 6:51 | B |
| 22 | Jakub Chupek |  Slovakia | 27:44 | +6:26 | 6:56 | B |
| 23 | Jan Erik Naess |  Canada | 27:54 | +6:36 | 6:58 | B |
| 24 | Ed Cory Wright |  New Zealand | 27:56 | +6:38 | 6:59 | B |
| 25 | Jesper Svensk |  Sweden | 28:10 | +6:52 | 7:02 | B |
| 26 | Stefan Yordanov |  Bulgaria | 28:24 | +7:06 | 7:06 | B |
| 26 | Nick Gebert |  Switzerland | 28:24 | +7:06 | 7:06 | B |
| 28 | Go Inamori |  Japan | 28:44 | +7:26 | 7:11 | B |
| 29 | Alistair Masson |  Great Britain | 28:50 | +7:32 | 7:12 | B |
| 30 | Anton Navichenka |  Belarus | 28:52 | +7:34 | 7:13 | B |
| 31 | Andrin Gruendler |  Switzerland | 29:15 | +7:57 | 7:18 | B |
| 32 | Simeon Burrill |  Australia | 29:28 | +8:10 | 7:22 | B |
| 33 | Mykyta Zviahin |  Ukraine | 29:51 | +8:33 | 7:27 | B |
| 34 | Matyas Szuromi |  Hungary | 29:56 | +8:38 | 7:29 | B |
| 35 | Cameron de Lisle |  New Zealand | 30:13 | +8:55 | 7:33 | B |
| 36 | Ilgvars Caune |  Latvia | 30:24 | +9:06 | 7:36 | B |
| 37 | Edgars Ustinovs |  Latvia | 30:40 | +9:22 | 7:40 | B |
| 38 | Stefan Bilic |  Serbia | 31:04 | +9:46 | 7:46 | B |
| 39 | Patrik Egei |  Hungary | 31:56 | +10:38 | 7:59 | B |
| 40 | Luis Milvaques Casado |  Spain | 32:04 | +10:46 | 8:01 | B |
| 41 | Mucahit Ozkaya |  Turkey | 32:19 | +11:01 | 8:04 | C |
| 42 | Klaas Mellebeek |  Belgium | 33:40 | +12:22 | 8:25 | C |

| Plac | Name | Organisation | Time | Diff | Km time | FH |
|------|--------------------------|----------------|---------------|--------|---------|----|
| 43 | Anthony Riley | United States | 33:56 | +12:38 | 8:29 | C |
| 44 | Bernardo Pereira | Portugal | 34:06 | +12:48 | 8:31 | C |
| 45 | Peter Knobloch Esztergar | Romania | 34:44 | +13:26 | 8:41 | C |
| 46 | Zac OSullivanHourihan | Ireland | 34:51 | +13:33 | 8:42 | C |
| 47 | Pablo Fernandez Cascales | Spain | 35:32 | +14:14 | 8:53 | C |
| 48 | Dominik Kirin | Croatia | 35:58 | +14:40 | 8:59 | C |
| 49 | Caelan Pangman McLean | Canada | 36:01 | +14:43 | 9:00 | C |
| 50 | Kestutis Nenartavicius | Lithuania | 37:04 | +15:46 | 9:16 | C |
| 51 | Jeremy Bredo | Belgium | 38:25 | +17:07 | 9:36 | C |
| 52 | Yau Man Chu | Hong Kong | 39:53 | +18:35 | 9:58 | C |
| 53 | Zach Harrington | Ireland | 40:06 | +18:48 | 10:01 | C |
| 54 | Akihiro Shiina | Japan | 46:03 | +24:45 | 11:30 | C |
| 55 | Andries Swart | South Africa | 46:43 | +25:25 | 11:40 | C |
| 56 | Fabio Brunet | Italy | 55:29 | +34:11 | 13:52 | C |
| 57 | Yen Wen Chen | Chinese Taipei | 1:09:00 | +47:42 | 17:15 | C |
| | Aston Key | Australia | disqualified | | | C |
| | Piotr Rzenca | Poland | did not start | | | C |

Men Qualification 2

4 100 m, 58 starting competitors

| Plac | Name | Organisation | Time | Diff | Km time | FH |
|------|--------------------|--------------------|-------|-------|---------|----|
| 1 | Simon Imark | Sweden | 24:01 | | 5:51 | A |
| 2 | Simon Hector | Sweden | 24:02 | +0:01 | 5:51 | A |
| 3 | Aleksi Sorsa | Finland | 24:29 | +0:28 | 5:58 | A |
| 4 | Einar Melsom | Norway | 24:35 | +0:34 | 5:59 | A |
| 5 | Tomas Krivda | Czech Republic | 25:07 | +1:06 | 6:07 | A |
| 6 | Jannis Bonek | Austria | 25:14 | +1:13 | 6:09 | A |
| 7 | Audun Heimdal | Norway | 25:16 | +1:15 | 6:09 | A |
| 8 | Harrison McCartney | Great Britain | 25:17 | +1:16 | 6:10 | A |
| 9 | Marcin Biederman | Poland | 25:30 | +1:29 | 6:13 | A |
| 10 | Tuomas Heikkila | Finland | 25:36 | +1:35 | 6:14 | A |
| 11 | Mikhail Kuleshov | Russian Federation | 25:51 | +1:50 | 6:18 | A |
| 12 | Ole Hennisler | Germany | 26:27 | +2:26 | 6:27 | A |
| 13 | Timo Suter | Switzerland | 26:59 | +2:58 | 6:34 | A |
| 14 | Endijs Titomers | Latvia | 27:03 | +3:02 | 6:35 | A |
| 15 | Daniel Vandas | Czech Republic | 27:14 | +3:13 | 6:38 | A |
| 16 | Devon Beckman | New Zealand | 27:30 | +3:29 | 6:42 | A |
| 17 | Theo Radondy | France | 27:42 | +3:41 | 6:45 | A |
| 18 | Oliver Kutt | Estonia | 27:55 | +3:54 | 6:48 | A |
| 19 | Pascal Buchs | Switzerland | 28:09 | +4:08 | 6:51 | A |
| 20 | Georg Groell | Austria | 28:19 | +4:18 | 6:54 | A |
| 21 | Kacper Kuca | Poland | 28:29 | +4:28 | 6:56 | B |
| 22 | Marton Zacher | Hungary | 28:36 | +4:35 | 6:58 | B |
| 23 | Mikkel Lyskjaer | Denmark | 28:41 | +4:40 | 6:59 | B |
| 24 | Samuele Tait | Italy | 28:43 | +4:42 | 7:00 | B |
| 25 | Nick Smith | New Zealand | 28:52 | +4:51 | 7:02 | B |
| 26 | Lasse Fugmann | Denmark | 28:53 | +4:52 | 7:02 | B |
| 27 | Matiss Sliksjanis | Latvia | 29:27 | +5:26 | 7:10 | B |
| 28 | Evgeniy Godlevskiy | Russian Federation | 30:04 | +6:03 | 7:20 | B |
| 29 | Veit Slodowski | Germany | 30:14 | +6:13 | 7:22 | B |

| Plac | Name | Organisation | Time | Diff | Km time | FH |
|------|----------------------------|----------------|----------------|--------|---------|----|
| 30 | Pierre Erbland | France | 30:32 | +6:31 | 7:26 | B |
| 31 | Jakub Dekret | Slovakia | 30:38 | +6:37 | 7:28 | B |
| 32 | Valentin Shishkov | Bulgaria | 30:56 | +6:55 | 7:32 | B |
| 33 | David Bakker | Canada | 31:21 | +7:20 | 7:38 | B |
| 34 | Wout Keuppens | Belgium | 31:35 | +7:34 | 7:42 | B |
| 35 | Christian Michelsen | Canada | 31:37 | +7:36 | 7:42 | B |
| 36 | Taras Rachuk | Ukraine | 31:47 | +7:46 | 7:45 | B |
| 37 | Rokas Lipnickas | Lithuania | 31:58 | +7:57 | 7:47 | B |
| 38 | Mark Porganyi | Hungary | 32:05 | +8:04 | 7:49 | B |
| 39 | Andrea Melioli | Italy | 32:32 | +8:31 | 7:56 | B |
| 40 | Joao Novo | Portugal | 32:57 | +8:56 | 8:02 | B |
| 41 | Milos Bilic | Serbia | 33:26 | +9:25 | 8:09 | C |
| 42 | Nathan Lawson | Great Britain | 33:40 | +9:39 | 8:12 | C |
| 43 | Jarra Day | Australia | 34:16 | +10:15 | 8:21 | C |
| 44 | Toby Wilson | Australia | 34:24 | +10:23 | 8:23 | C |
| 45 | Jesus Rodriguez Corrochano | Spain | 35:26 | +11:25 | 8:38 | C |
| 46 | Ruairi Long | Ireland | 35:44 | +11:43 | 8:42 | C |
| 47 | Emirhan Kulahsiz | Turkey | 35:56 | +11:55 | 8:45 | C |
| 48 | Andro Vladimir Stambuk | Croatia | 36:36 | +12:35 | 8:55 | C |
| 49 | Attila Szocs | Romania | 36:37 | +12:36 | 8:55 | C |
| 50 | Dzmirty Zhilinskiy | Belarus | 37:41 | +13:40 | 9:11 | C |
| 51 | Kouhei Ueno | Japan | 37:42 | +13:41 | 9:11 | C |
| 52 | Peter Zakrevski | United States | 38:01 | +14:00 | 9:16 | C |
| 53 | Chit Hei Shiu | Hong Kong | 39:07 | +15:06 | 9:32 | C |
| 54 | Aidan Minto | United States | 40:42 | +16:41 | 9:55 | C |
| 55 | Warre De Cuyper | Belgium | 46:02 | +22:01 | 11:13 | C |
| 56 | Yuki Nitami | Japan | 47:20 | +23:19 | 11:32 | C |
| 57 | Joao Magalhaes | Portugal | 47:34 | +23:33 | 11:36 | C |
| | Chin Ti Lin | Chinese Taipei | did not finish | | | C |

Men Qualification 3

4 000 m, 58 starting competitors

| Plac | Name | Organisation | Time | Diff | Km time | FH |
|------|------------------------|--------------------|-------|-------|---------|----|
| 1 | Akseli Ruohola | Finland | 23:04 | | 5:46 | A |
| 1 | Mathieu Perrin | France | 23:04 | | 5:46 | A |
| 3 | Joey Hadorn | Switzerland | 23:15 | +0:11 | 5:48 | A |
| 4 | Anton Forsberg | Sweden | 24:04 | +1:00 | 6:01 | A |
| 5 | Isac von Krusenstierna | Sweden | 24:40 | +1:36 | 6:10 | A |
| 6 | Alexander Chepelin | Great Britain | 24:58 | +1:54 | 6:14 | A |
| 7 | Uldis Upitis | Latvia | 25:02 | +1:58 | 6:15 | A |
| 8 | Herman Ryen Martinsen | Norway | 25:06 | +2:02 | 6:16 | A |
| 9 | Tommy Hayes | New Zealand | 25:19 | +2:15 | 6:19 | A |
| 10 | Paul Pruzina | Ireland | 25:20 | +2:16 | 6:20 | A |
| 11 | Nikita Gurevich | Russian Federation | 25:27 | +2:23 | 6:21 | A |
| 12 | Anton Salmenkyla | United States | 25:53 | +2:49 | 6:28 | A |
| 13 | Florian Kurz | Austria | 25:57 | +2:53 | 6:29 | A |
| 14 | Tino Polsini | Switzerland | 26:01 | +2:57 | 6:30 | A |
| 15 | Benjamin Leduc | France | 26:11 | +3:07 | 6:32 | A |
| 16 | Jan Bendak | Czech Republic | 26:24 | +3:20 | 6:36 | A |
| 17 | Andreas Bock Bjoernsen | Denmark | 26:38 | +3:34 | 6:39 | A |

| Plac | Name | Organisation | Time | Diff | Km time | FH |
|------|--------------------------|--------------------|--------------|--------|---------|----|
| 18 | Otakar Hirs | Czech Republic | 26:47 | +3:43 | 6:41 | A |
| 19 | Topi Syrjalainen | Finland | 27:09 | +4:05 | 6:47 | A |
| 20 | Michael Svoboda | Canada | 27:15 | +4:11 | 6:48 | A |
| 21 | Ricardo Esteves Ferreira | Portugal | 27:17 | +4:13 | 6:49 | B |
| 22 | Joseph Dickinson | Australia | 27:47 | +4:43 | 6:56 | B |
| 23 | Callum Herries | New Zealand | 27:52 | +4:48 | 6:58 | B |
| 24 | Mihaly Ormay | Hungary | 27:58 | +4:54 | 6:59 | B |
| 25 | Valters Reneslakis | Latvia | 28:20 | +5:16 | 7:05 | B |
| 26 | Matthew Fellbaum | Great Britain | 28:22 | +5:18 | 7:05 | B |
| 27 | Mathias Blaise | Belgium | 28:23 | +5:19 | 7:05 | B |
| 28 | Patrick Jaffe | Australia | 28:26 | +5:22 | 7:06 | B |
| 29 | Conall Whelan | Ireland | 28:55 | +5:51 | 7:13 | B |
| 30 | Aleksandr Safonov | Russian Federation | 29:17 | +6:13 | 7:19 | B |
| 30 | Yauhen Zhakhouski | Belarus | 29:17 | +6:13 | 7:19 | B |
| 32 | Malthe Poulsen | Denmark | 29:26 | +6:22 | 7:21 | B |
| 33 | Erik Kalman | Hungary | 29:27 | +6:23 | 7:21 | B |
| 34 | Leif Blake | Canada | 30:20 | +7:16 | 7:35 | B |
| 35 | Stanislav Polianytsia | Ukraine | 30:43 | +7:39 | 7:40 | B |
| 36 | Thomas Laraia | United States | 31:32 | +8:28 | 7:53 | B |
| 37 | Erik Doehler | Germany | 31:34 | +8:30 | 7:53 | B |
| 38 | Lukas Patscheider | Italy | 32:21 | +9:17 | 8:05 | B |
| 39 | Boyan Ivandzhikov | Bulgaria | 32:27 | +9:23 | 8:06 | B |
| 40 | Ryunosuke Iwai | Japan | 33:44 | +10:40 | 8:26 | B |
| 41 | Mihai Andrei Tintar | Romania | 34:37 | +11:33 | 8:39 | C |
| 42 | Dusan Slama | Slovakia | 35:28 | +12:24 | 8:52 | C |
| 43 | Joao Bernardino | Portugal | 35:44 | +12:40 | 8:56 | C |
| 44 | Dominykas Dulus | Lithuania | 38:37 | +15:33 | 9:39 | C |
| 45 | Simonas Tamosaitis | Lithuania | 40:51 | +17:47 | 10:12 | C |
| 46 | Martijn Hus | Belgium | 41:06 | +18:02 | 10:16 | C |
| 47 | Luka Ivkovic | Croatia | 41:44 | +18:40 | 10:26 | C |
| 48 | Richard Gremmel | Austria | 43:47 | +20:43 | 10:56 | C |
| 49 | Carl Holmes | South Africa | 54:46 | +31:42 | 13:41 | C |
| 50 | Seiya Morikiyo | Japan | 57:50 | +34:46 | 14:27 | C |
| 51 | Claudiu Rob | Romania | 59:35 | +36:31 | 14:53 | C |
| 52 | Chun Ho Li | Hong Kong | 1:00:28 | +37:24 | 15:07 | C |
| 53 | Boyuan Huang | Chinese Taipei | 1:07:12 | +44:08 | 16:48 | C |
| | Kaarel Vesilind | Estonia | disqualified | | | C |
| | Kasper Fosser | Norway | disqualified | | | C |
| | Alvaro Casado | Spain | disqualified | | | C |
| | Jan Baran | Poland | disqualified | | | C |
| | Talha Gunday | Turkey | disqualified | | | C |

Women Qualification 1

3 400 m, 51 starting competitors

| Plac | Name | Organisation | Time | Diff | Km time | FH |
|------|-------------------|---------------|-------|-------|---------|----|
| 1 | Veera Klemettinen | Finland | 23:31 | | 6:55 | A |
| 2 | Anu Tuomisto | Finland | 23:50 | +0:19 | 7:00 | A |
| 3 | Dorothea Mueller | Germany | 24:03 | +0:32 | 7:04 | A |
| 4 | Grace Molloy | Great Britain | 24:55 | +1:24 | 7:19 | A |

| Plac | Name | Organisation | Time | Diff | Km time | FH |
|-----------|----------------------------|--------------------|--------------|--------------|-------------|----------|
| 5 | Jennifer Ricketts | Great Britain | 25:13 | +1:42 | 7:25 | A |
| 6 | Sanna Fast | Sweden | 25:16 | +1:45 | 7:25 | A |
| 7 | Katrin Mueller | Switzerland | 25:39 | +2:08 | 7:32 | A |
| 8 | Ingeborg Eide | Norway | 25:47 | +2:16 | 7:35 | A |
| 9 | Maria Prieto | Spain | 25:49 | +2:18 | 7:35 | A |
| 10 | Jasmina Gassner | Austria | 26:00 | +2:29 | 7:38 | A |
| 11 | Josefine Lind | Denmark | 26:13 | +2:42 | 7:42 | A |
| 12 | Line Cederberg | Denmark | 26:20 | +2:49 | 7:44 | A |
| 13 | Victoria Haestad Bjornstad | Norway | 26:25 | +2:54 | 7:46 | A |
| 14 | Csenge Viniczai | Hungary | 26:28 | +2:57 | 7:47 | A |
| 15 | Zuzanna Morawska | Poland | 26:50 | +3:19 | 7:53 | A |
| 16 | Ekaterina Ryazanova | Russian Federation | 26:56 | +3:25 | 7:55 | A |
| 17 | Zuzanna Wanczyk | Poland | 27:13 | +3:42 | 8:00 | A |
| 18 | Zlata Malysheva | Russian Federation | 27:17 | +3:46 | 8:01 | A |
| 19 | Saskia Buchmueller | Switzerland | 27:39 | +4:08 | 8:07 | A |
| 20 | Mareike Seeger | Germany | 27:49 | +4:18 | 8:10 | A |
| 21 | Alina Palcau | France | 27:51 | +4:20 | 8:11 | B |
| 22 | Tereza Cechova | Czech Republic | 27:57 | +4:26 | 8:13 | B |
| 23 | Emily Raudkepp | Estonia | 27:58 | +4:27 | 8:13 | B |
| 24 | Vilma von Krusenstierna | Sweden | 28:00 | +4:29 | 8:14 | B |
| 25 | Barbora Vyhalkova | Czech Republic | 28:10 | +4:39 | 8:17 | B |
| 26 | Chloe Dudoignon | France | 28:28 | +4:57 | 8:22 | B |
| 27 | Katie CoryWright | New Zealand | 29:02 | +5:31 | 8:32 | B |
| 28 | Hanga Szuromi | Hungary | 29:30 | +5:59 | 8:40 | B |
| 29 | Ayse Bozkurt | Turkey | 29:50 | +6:19 | 8:46 | B |
| 30 | Siri Christopherson | United States | 30:29 | +6:58 | 8:57 | B |
| 31 | Viktoryia Redzkova | Belarus | 30:57 | +7:26 | 9:06 | B |
| 32 | Winnie Oakhill | Australia | 31:03 | +7:32 | 9:07 | B |
| 33 | Mariia Tymoshchuk | Ukraine | 31:13 | +7:42 | 9:10 | B |
| 34 | Hannah Thiels | Belgium | 32:47 | +9:16 | 9:38 | B |
| 35 | Caoimhe O Boyle | Ireland | 32:55 | +9:24 | 9:40 | B |
| 36 | Andrea Papugova | Slovakia | 33:36 | +10:05 | 9:52 | B |
| 37 | Jenna Tidswell | New Zealand | 33:56 | +10:25 | 9:58 | B |
| 38 | Ugne Gineikaite | Lithuania | 34:04 | +10:33 | 10:01 | B |
| 39 | Caroline Pigerre | Australia | 34:08 | +10:37 | 10:02 | B |
| 40 | Adela Maria Galateanu | Romania | 35:11 | +11:40 | 10:20 | B |
| 41 | Emma Sherwood | Canada | 35:16 | +11:45 | 10:22 | C |
| 42 | Anna Eleonora Freimane | Latvia | 36:50 | +13:19 | 10:50 | C |
| 43 | Sandrine Defraigne | Belgium | 36:59 | +13:28 | 10:52 | C |
| 44 | Tyra Christopherson | United States | 37:13 | +13:42 | 10:56 | C |
| 45 | Maria Soriano Ramal | Spain | 37:15 | +13:44 | 10:57 | C |
| 46 | Mariya Dermendzhieva | Bulgaria | 38:03 | +14:32 | 11:11 | C |
| 47 | Yuka Kawamura | Japan | 44:26 | +20:55 | 13:04 | C |
| 48 | Olga Stanojevic | Serbia | 45:13 | +21:42 | 13:17 | C |
| 49 | Hinano Takahashi | Japan | 46:16 | +22:45 | 13:36 | C |
| 50 | Yi Shan Wong | Hong Kong | 55:04 | +31:33 | 16:11 | C |
| 51 | Kuan Yu Lin | Chinese Taipei | 1:22:45 | +59:14 | 24:20 | C |

Women Qualification 2



3 400 m, 50 starting competitors

| Plac | Name | Organisation | Time | Diff | Km time | FH |
|------|---------------------------|--------------------|--------------|--------|---------|----|
| 1 | Simona Aebersold | Switzerland | 23:32 | | 6:55 | A |
| 2 | Linnea Golsater | Sweden | 24:33 | +1:01 | 7:13 | A |
| 3 | Ingrid Lundanes | Norway | 26:34 | +3:02 | 7:48 | A |
| 4 | Marie Olaussen | Norway | 26:46 | +3:14 | 7:52 | A |
| 5 | Barbora Chaloupka | Czech Republic | 27:00 | +3:28 | 7:56 | A |
| 6 | Alexandra Enlund | Finland | 27:45 | +4:13 | 8:09 | A |
| 7 | Emma Hagrot | Sweden | 28:46 | +5:14 | 8:27 | A |
| 8 | Ida Oebro | Denmark | 29:17 | +5:45 | 8:36 | A |
| 9 | Veronika Kalinina | Russian Federation | 30:11 | +6:39 | 8:52 | A |
| 10 | Annika Simonsen | Denmark | 30:44 | +7:12 | 9:02 | A |
| 11 | Danielle Goodall | New Zealand | 30:59 | +7:27 | 9:06 | A |
| 12 | Andreya Dyaksova | Bulgaria | 31:21 | +7:49 | 9:13 | A |
| 13 | Ekaterina Vlasova | Russian Federation | 31:29 | +7:57 | 9:15 | A |
| 14 | Deborah Stadler | Switzerland | 31:58 | +8:26 | 9:24 | A |
| 15 | Juliette Basset | France | 32:01 | +8:29 | 9:25 | A |
| 16 | Inka Nurminen | Finland | 32:22 | +8:50 | 9:31 | A |
| 17 | Vanda Vekony | Hungary | 32:27 | +8:55 | 9:32 | A |
| 18 | Marine Sillien | Belgium | 32:43 | +9:11 | 9:37 | A |
| 19 | Anna Kopecka | Czech Republic | 32:48 | +9:16 | 9:38 | A |
| 20 | Teele Telgma | Estonia | 32:55 | +9:23 | 9:40 | A |
| 21 | Cecilie Andersen | Great Britain | 33:01 | +9:29 | 9:42 | B |
| 22 | Lou Lenoble | France | 33:36 | +10:04 | 9:52 | B |
| 23 | Ann Charlotte Spangenberg | Germany | 34:56 | +11:24 | 10:16 | B |
| 24 | Ellen Klueser | Germany | 35:13 | +11:41 | 10:21 | B |
| 25 | Alice Rigby | Great Britain | 35:21 | +11:49 | 10:23 | B |
| 26 | Elizabete Blumentale | Latvia | 35:31 | +11:59 | 10:26 | B |
| 27 | Migle Susinskaite | Lithuania | 36:01 | +12:29 | 10:35 | B |
| 28 | Kayla Fairbairn | New Zealand | 36:50 | +13:18 | 10:50 | B |
| 29 | Asha Steer | Australia | 37:08 | +13:36 | 10:55 | B |
| 30 | Johanna Trummer | Austria | 38:15 | +14:43 | 11:15 | B |
| 31 | Julia Doubson | United States | 39:14 | +15:42 | 11:32 | B |
| 32 | Marie Tammemaie | Estonia | 39:23 | +15:51 | 11:35 | B |
| 33 | Emma Waddington | Canada | 39:50 | +16:18 | 11:42 | B |
| 34 | Tina Tiefenboeck | Austria | 41:14 | +17:42 | 12:07 | B |
| 35 | Timea Virag | Romania | 42:36 | +19:04 | 12:31 | B |
| 36 | Feia Tsyvilska | Ukraine | 44:40 | +21:08 | 13:08 | B |
| 37 | Alice Selem | Italy | 45:42 | +22:10 | 13:26 | B |
| 38 | Zeynep Ocak | Turkey | 45:50 | +22:18 | 13:28 | B |
| 39 | Rachel Allen | Australia | 47:52 | +24:20 | 14:04 | B |
| 40 | Cho Yu Lam | Hong Kong | 48:08 | +24:36 | 14:09 | B |
| 41 | Tereza Miklusova | Slovakia | 49:15 | +25:43 | 14:29 | C |
| 42 | Inmaculada Crespo | Spain | 49:41 | +26:09 | 14:36 | C |
| 43 | Christie Courtnage | South Africa | 50:43 | +27:11 | 14:55 | C |
| 44 | Ying Yau Chu | Hong Kong | 51:13 | +27:41 | 15:03 | C |
| 45 | Suzu Masuzawa | Japan | 57:19 | +33:47 | 16:51 | C |
| 46 | Kaho Kotake | Japan | 59:00 | +35:28 | 17:21 | C |
| 47 | Katie Petersen | United States | 1:01:25 | +37:53 | 18:03 | C |
| 48 | Minhuei Huang | Chinese Taipei | 1:02:16 | +38:44 | 18:18 | C |
| 49 | Aliaksandra Vankevich | Belarus | 1:15:22 | +51:50 | 22:10 | C |
| | Dagmara Dominiak | Poland | disqualified | | | C |

Women Qualification 3

3 500 m, 50 starting competitors

| Plac | Name | Organisation | Time | Diff | Km time | FH |
|------|----------------------|--------------------|-------|--------|---------|----|
| 1 | Sofie Bachmann | Switzerland | 24:43 | | 7:03 | A |
| 2 | Valerie Aebischer | Switzerland | 24:48 | +0:05 | 7:05 | A |
| 3 | Agnes Kracht | Denmark | 25:33 | +0:50 | 7:18 | A |
| 4 | Lotta Eerola | Finland | 26:13 | +1:30 | 7:29 | A |
| 4 | Florence Hanauer | France | 26:13 | +1:30 | 7:29 | A |
| 6 | Tereza Janosikova | Czech Republic | 26:23 | +1:40 | 7:32 | A |
| 7 | Anna Dvoriaskaia | Russian Federation | 26:33 | +1:50 | 7:35 | A |
| 8 | Birte Friedrichs | Germany | 27:18 | +2:35 | 7:48 | A |
| 9 | Maelle Beauvir | France | 27:41 | +2:58 | 7:54 | A |
| 10 | Amy Nymalm | Finland | 27:45 | +3:02 | 7:55 | A |
| 11 | Fiona Bunn | Great Britain | 27:53 | +3:10 | 7:58 | A |
| 12 | Isa Envall | Sweden | 28:06 | +3:23 | 8:01 | A |
| 13 | Mia Bekhus | Norway | 28:46 | +4:03 | 8:13 | A |
| 14 | Lisa Jonsson Nordin | Sweden | 28:48 | +4:05 | 8:13 | A |
| 14 | Kaste Rutkauskaite | Lithuania | 28:48 | +4:05 | 8:13 | A |
| 16 | Lise Termansen | Denmark | 28:57 | +4:14 | 8:16 | A |
| 17 | Isabel Seeger | Germany | 29:02 | +4:19 | 8:17 | A |
| 18 | Tereza Smelikova | Slovakia | 29:03 | +4:20 | 8:18 | A |
| 19 | Dasha Panchenko | Russian Federation | 29:15 | +4:32 | 8:21 | A |
| 20 | Maria Gorczyca | Poland | 29:20 | +4:37 | 8:22 | A |
| 21 | Vera Chiusole | Italy | 29:43 | +5:00 | 8:29 | B |
| 22 | Zsafia Sarkozy | Hungary | 29:45 | +5:02 | 8:30 | B |
| 23 | Klara Novotna | Czech Republic | 30:07 | +5:24 | 8:36 | B |
| 24 | Isabel Bryant | United States | 30:21 | +5:38 | 8:40 | B |
| 25 | Zoe Dowling | Australia | 31:01 | +6:18 | 8:51 | B |
| 26 | Lara Molloy | New Zealand | 31:14 | +6:31 | 8:55 | B |
| 27 | Akvile Bartkeviciute | Lithuania | 31:19 | +6:36 | 8:56 | B |
| 28 | Magda Cigle | Latvia | 32:09 | +7:26 | 9:11 | B |
| 28 | Borislava Mitkova | Bulgaria | 32:09 | +7:26 | 9:11 | B |
| 30 | Kristel Koivo | Estonia | 32:30 | +7:47 | 9:17 | B |
| 31 | Pia Ocvirk | Croatia | 32:49 | +8:06 | 9:22 | B |
| 32 | Elif Gokce Avci | Turkey | 32:52 | +8:09 | 9:23 | B |
| 33 | Chloe Potter | Great Britain | 33:00 | +8:17 | 9:25 | B |
| 34 | Ines Pozo Prada | Spain | 33:09 | +8:26 | 9:28 | B |
| 35 | Beatriz Sanguino | Portugal | 34:02 | +9:19 | 9:43 | B |
| 36 | Iulia Trokhymchuk | Ukraine | 34:12 | +9:29 | 9:46 | B |
| 37 | Alice Tilley | New Zealand | 34:20 | +9:37 | 9:48 | B |
| 38 | Ylvi Kastner | Austria | 35:42 | +10:59 | 10:12 | B |
| 39 | Ragne Wiklund | Norway | 35:54 | +11:11 | 10:15 | B |
| 40 | Agnes Rebeka Neda | Romania | 35:58 | +11:15 | 10:16 | B |
| 41 | Ems De Smul | Belgium | 37:14 | +12:31 | 10:38 | C |
| 42 | Tara Melhuish | Australia | 37:24 | +12:41 | 10:41 | C |
| 43 | Justyna Kostrzewska | Poland | 38:08 | +13:25 | 10:53 | C |
| 44 | Caroline Sandbo | United States | 40:00 | +15:17 | 11:25 | C |
| 45 | Wakana Miyamoto | Japan | 40:37 | +15:54 | 11:36 | C |
| 46 | Nicole Whitmore | Canada | 49:14 | +24:31 | 14:04 | C |
| 47 | Antonia Sofrankova | Slovakia | 49:43 | +25:00 | 14:12 | C |
| 48 | Honami Inagaki | Japan | 50:40 | +25:57 | 14:28 | C |

| Plac | Name | Organisation | Time | Diff | Km time | FH |
|------|-----------------------|---|---------|--------|------------|----|
| 49 | Katsiaryna Sasinovich |  Belarus | 52:24 | +27:41 | 14:58 | C |
| 50 | Hei tung Leung |  Hong Kong | 1:06:28 | +41:45 | 18:59 | C |

Please report errors in the result list to the organiser.