



## Official results for Relay

Name: Relay











Organisers:  Hungary /  Szegeci Vasutas SE

Date: 14 July 2018

**M20** 55 starting competitorsLeg 1 | Leg 2 | Leg 3 | **Total**




Plac	Name	Leg time	Leg pl	Leg diff	Time	Co plac	Diff
1	 NOR Norway 1				1:40:13		
	1. Havard Eidsmo	33:12	8		33:12	8	
	2. Elias Jonsson	31:47	1		1:04:59	1	-7
	3. Kasper Fosser	35:14	1		1:40:13	1	0
2	 SWE Sweden 1				1:42:40		+2:27
	1. Jesper Svensk	34:01	12		34:01	12	
	2. Simon Imark	33:17	6		1:07:18	4	-8
	3. Isac von Krusenstierna	35:22	2		1:42:40	2	-2
3	 CZE Czech Republic 1				1:45:33		+5:20
	1. Vojtech Sykora	33:00	7		33:00	7	
	2. Tomas Krivda	33:13	5		1:06:13	3	-4
	3. Daniel Vandas	39:20	8		1:45:33	3	0
4	 FIN Finland 1				1:46:12		+5:59
	1. Tuomas Heikkila	32:47	5		32:47	5	
	2. Otto Kaario	36:36	17		1:09:23	12	+7
	3. Akseli Ruohola	36:49	3		1:46:12	4	-8
5	 POL Poland 1				1:46:19		+6:06
	1. Marcin Biederman	33:33	11		33:33	11	
	2. Jan Rutka	34:30	9		1:08:03	9	-2
	3. Fryderyk Pryjma	38:16	6		1:46:19	5	-4
6	 FRA France 1				1:46:29		+6:16
	1. Mathieu Perrin	31:50	1		31:50	1	
	2. Guilhem Haberkorn	35:33	10		1:07:23	5	+4
	3. Guilhem Elias	39:06	7		1:46:29	6	+1
7	 GBR Great Britain 1				1:46:39		+6:26
	1. Alex Carcas	35:03	22		35:03	22	
	2. Aidan Rigby	34:26	8		1:09:29	13	-9
	3. Matthew Fellbaum	37:10	5		1:46:39	7	-6
8	 SUI Switzerland 2				1:47:19		+7:06
	1. Nicola Mueller	34:45	17		34:45	17	
	2. Fabian Aebersold	32:39	3		1:07:24	6	-11
	3. Chamuel Zbinden	39:55	10		1:47:19	8	+2
9	 GER Germany 1				1:52:16		+12:03
	1. Erik Doehler	35:01	21		35:01	21	
	2. Ole Hennseler	37:24	21		1:12:25	17	-4
	3. Colin Kolbe	39:51	9		1:52:16	9	-8
10	 LAT Latvia 1				1:52:29		+12:16
	1. Uldis Upitis	31:56	3		31:56	3	
	2. Ilgvars Caune	35:45	11		1:07:41	8	+5
	3. Matiss Sliksjanis	44:48	26		1:52:29	10	+2
11	 HUN Hungary 2				1:53:12		+12:59
	1. Csaba Gerber	34:39	13		34:39	13	
	2. Peter Divin	37:47	27		1:12:26	18	+5
	3. Tamas Barany	40:46	13		1:53:12	11	-7
12	 EST Estonia 1				1:55:04		+14:51
	1. Kaarel Hendrik Zernant	34:42	14		34:42	14	
	2. Lauri Pahn	37:46	26		1:12:28	19	+5
	3. Oliver Kutt	42:36	20		1:55:04	12	-7
13	 DEN Denmark 1				1:55:20		+15:07
	1. Andreas Bock Bjoernsen	34:49	19		34:49	19	
	2. Malthe Poulsen	38:09	29		1:12:58	23	+4

Plac	Name	Leg time	Leg pl	Leg diff	Time	Co plac	Diff
	3. Soren Thrane Odum	42:22	19		1:55:20	13 -10	+15:07
14	 <b>RUS Russian Federation 2</b>				<b>1:55:21</b>		<b>+15:08</b>
	1. Daniil Botygin	37:13	34		37:13	34	
	2. Anton Lukashevich	36:29	16		1:13:42	26 -8	
	3. Alexey Korovin	41:39	15		1:55:21	14 -12	+15:08
15	 <b>USA United States 1</b>				<b>1:57:09</b>		<b>+16:56</b>
	1. Thomas Laraia	35:31	29		35:31	29	
	2. David Runde	39:33	33		1:15:04	28 -1	
	3. Martin Borge Heir	42:05	17		1:57:09	15 -13	+16:56
16	 <b>TUR Turkey 1</b>				<b>1:57:11</b>		<b>+16:58</b>
	1. Mehmet Emin Avcil	37:28	35		37:28	35	
	2. Mucahit Ozkaya	36:05	14		1:13:33	25 -10	
	3. Sahin Demir	43:38	23		1:57:11	16 -9	+16:58
17	 <b>POR Portugal 1</b>				<b>1:57:47</b>		<b>+17:34</b>
	1. Ricardo Esteves Ferreira	31:50	1		31:50	1	
	2. Joao Magalhaes	37:44	25		1:09:34	14 +13	
	3. Joao Bernardino	48:13	37		1:57:47	17 +3	+17:34
18	 <b>ITA Italy 1</b>				<b>2:00:20</b>		<b>+20:07</b>
	1. Damiano Bettega	36:45	32		36:45	32	
	2. Fabio Brunet	37:01	20		1:13:46	27 -5	
	3. Enrico Mannocci	46:34	32		2:00:20	18 -9	+20:07
19	 <b>BEL Belgium 1</b>				<b>2:02:25</b>		<b>+22:12</b>
	1. Simon Krekels	35:11	25		35:11	25	
	2. Mathias Blaise	41:54	38		1:17:05	32 +7	
	3. Klaas Mellebeek	45:20	27		2:02:25	19 -13	+22:12
20	 <b>ESP Spain 1</b>				<b>2:04:55</b>		<b>+24:42</b>
	1. Alvaro Casado	37:04	33		37:04	33	
	2. Juan Sanz	38:33	30		1:15:37	31 -2	
	3. Abel Herrero	49:18	40		2:04:55	20 -11	+24:42
21	 <b>AUS Australia 2</b>				<b>2:05:22</b>		<b>+25:09</b>
	1. Angus Haines	33:21	10		33:21	10	
	2. Joseph Dickinson	39:29	32		1:12:50	22 +12	
	3. Alastair George	52:32	44		2:05:22	21 -1	+25:09
22	 <b>BUL Bulgaria 1</b>				<b>2:06:14</b>		<b>+26:01</b>
	1. Toma Kotkov	44:36	46		44:36	46	
	2. Boyan Ivandzhikov	35:56	13		1:20:32	36 -10	
	3. Stefan Yordanov	45:42	28		2:06:14	22 -14	+26:01
23	 <b>LTU Lithuania 1</b>				<b>2:06:53</b>		<b>+26:40</b>
	1. Rokas Lipnickas	37:30	36		37:30	36	
	2. Rokas Vaitkus	43:14	40		1:20:44	37 +1	
	3. Pranas Germanavicius	46:09	29		2:06:53	23 -14	+26:40
24	 <b>SVK Slovakia 1</b>				<b>2:10:24</b>		<b>+30:11</b>
	1. Jakub Chupek	37:38	38		37:38	38	
	2. Dusan Slama	46:37	42		1:24:15	39 +1	
	3. Medard Feder	46:09	29		2:10:24	24 -15	+30:11
25	 <b>JPN Japan 1</b>				<b>2:10:34</b>		<b>+30:21</b>
	1. Takumi Kitami	35:04	23		35:04	23	
	2. Seiya Morikiyo	37:32	22		1:12:36	20 -3	
	3. Yusuke Sobue	57:58	47		2:10:34	25 +5	+30:21
26	 <b>NZL New Zealand 2</b>				<b>2:17:48</b>		<b>+37:35</b>
	1. Will Tidswell	41:32	44		41:32	44	
	2. Callum Hill	43:33	41		1:25:05	40 -4	
	3. Daniel Monckton	52:43	45		2:17:48	26 -14	+37:35
27	 <b>CAN Canada 2</b>				<b>2:32:18</b>		<b>+52:05</b>
	1. Graeme Farrand	48:11	53		48:11	53	
	2. Tomas Graham	56:59	46		1:45:10	45 -8	
	3. David Bakker	47:08	35		2:32:18	27 -18	+52:05
28	 <b>IRL Ireland 1</b>				<b>2:35:04</b>		<b>+54:51</b>
	1. Conall Whelan	45:39	48		45:39	48	
	2. Zac OSullivanHouriha	1:00:34	48		1:46:13	47 -1	
	3. Ruairi Long	48:51	39		2:35:04	28 -19	+54:51
29	 <b>HKG Hong Kong 1</b>				<b>2:49:57</b>		<b>+1:09:44</b>

Plac	Name	Leg time	Leg pl	Leg diff	Time	Co plac	Diff
	1. Tsz Fung Yu	48:13	54		48:13	54	
	2. Chun Ho Li	59:18	47		1:47:31	49	-5
	3. Chit Hei Shiu	1:02:26	49		2:49:57	29	-20 +1:09:44
30	 <b>RSA South Africa 1</b>				<b>3:13:04</b>		<b>+1:32:51</b>
	1. Andries Swart	46:16	52		46:16	52	
	2. Kirsten Chambers	1:15:43	51		2:01:59	50	-2
	3. Christie Courtnage	1:11:05	50		3:13:04	30	-20 +1:32:51
	 <b>AUT Austria 1</b>				<b>mispunched</b>		
	1. Georg Groell	36:11	30		36:11	30	
	2. Nicolas Kastner	mispunched			mispunched		
	3. Jannis Bonek	37:09	4		mispunched		
	 <b>BEL Belgium 2</b>				<b>mispunched</b>		
	1. Simon Arno	44:31	45		44:31	45	
	2. Cedric Amerijckx	1:01:53	50		1:46:24	48	+3
	3. Wout Keuppens	mispunched			mispunched		
	 <b>CAN Canada 1</b>				<b>mispunched</b>		
	1. Jan Erik Naess	35:21	27		35:21	27	
	2. Christian Michelsen	mispunched			mispunched		
	3. Michael Svoboda	48:40	38		mispunched		
	 <b>NZL New Zealand 1</b>				<b>mispunched</b>		
	1. Joseph Lynch	34:44	16		34:44	16	
	2. Max Griffiths	mispunched			mispunched		
	3. Cameron de Lisle	disqualified			mispunched		
	 <b>SLO Slovenia 1</b>				<b>mispunched</b>		
	1. Zan Ravnikar	mispunched			mispunched		
	2. Matic Blaz	42:33	39		mispunched		
	3. Mark Bogataj	53:35	46		mispunched		
	 <b>UKR Ukraine 1</b>				<b>mispunched</b>		
	1. Taras Rachuk	34:57	20		34:57	20	
	2. Mykyta Zviahin	mispunched			mispunched		
	3. Stanislav Polianytsia	mispunched			mispunched		
	 <b>AUS Australia 1</b>				<b>not competing</b>		
	1. Aston Key	36:39	31		not competing		
	2. Patrick Miller	48:44	44		not competing		
	3. Patrick Jaffe	43:10	21		not competing		
	 <b>CZE Czech Republic 2</b>				<b>not competing</b>		
	1. Vit Horcicka	33:15	9		not competing		
	2. Vit Kostejn	36:39	19		not competing		
	3. Jan Bendak	40:06	11		not competing		
	 <b>DEN Denmark 2</b>				<b>not competing</b>		
	1. Mikkel Holm Nielsen	35:09	24		not competing		
	2. Laurits Bidstrup Moller	37:36	23		not competing		
	3. Malte Kjaer Hemmingsen	43:11	22		not competing		
	 <b>EST Estonia 2</b>				<b>not competing</b>		
	1. Andres Room	37:42	39		not competing		
	2. Kiur Erik Eensaar	47:33	43		not competing		
	3. Kaarel Vesilind	51:27	42		not competing		
	 <b>FIN Finland 2</b>				<b>not competing</b>		
	1. Teemu Oksanen	38:38	43		not competing		
	2. Leo Matinheikki	36:38	18		not competing		
	3. Mikko Eerola	42:01	16		not competing		
	 <b>FRA France 2</b>				<b>not competing</b>		
	1. Raphael Masliah	37:32	37		not competing		
	2. Quentin Moulet	35:50	12		not competing		
	3. Benjamin Leduc	40:33	12		not competing		
	 <b>GBR Great Britain 2</b>				<b>not competing</b>		
	1. Eddie Narbett	32:09	4		not competing		
	2. Alastair Thomas	36:11	15		not competing		
	3. Daniel Spencer	51:08	41		not competing		
	 <b>HKG Hong Kong 2</b>				<b>not competing</b>		
	1. Chun Hei Chan	45:41	49		not competing		
	2. Yau Man Chu	50:32	45		not competing		

Plac	Name	Leg time	Leg pl	Leg diff	Time	Co plac	Diff
	3. Tsz Chun Jason Wong	1:21:34	51		not competing		
	 <b>HUN Hungary 1</b>				not competing		
	1. Mihaly Ormay	34:46	18		not competing		
	2. Marton Zacher	37:36	23		not competing		
	3. Patrik Egei	46:44	33		not competing		
	• <b>JPN Japan 2</b>				not competing		
	1. Akihiro Shiina	44:49	47		not competing		
	2. Satoshi Kaneko	1:01:14	49		not competing		
	3. Hiroki Komaki	1:23:21	52		not competing		
	 <b>LAT Latvia 2</b>				not competing		
	1. Rihards Kruminis	37:48	40		not competing		
	2. Edgars Ustinovs	41:36	37		not competing		
	3. Fricis Spektors	42:06	18		not competing		
	 <b>Mix ROM-ROM-BUL</b>				not competing		
	1. Lorand Vigh	38:19	41		not competing		
	2. Peter Knobloch Esztergar	40:54	36		not competing		
	3. Petar Borisov	47:17	36		not competing		
	 <b>NOR Norway 2</b>				not competing		
	1. Eirik Langedal Breivik	34:43	15		not competing		
	2. Lukas Liland	32:54	4		not competing		
	3. Einar Melsom	46:49	34		not competing		
	 <b>POL Poland 2</b>				not competing		
	1. Jan Bednarski	35:23	28		not competing		
	2. Piotr Rzenca	39:55	35		not competing		
	3. Kacper Kuca	44:01	24		not competing		
	 <b>RUS Russian Federation 1</b>				not competing		
	1. Nikolai Kudriavtcev	46:12	51		not competing		
	2. Semen Petrov	38:02	28		not competing		
	3. Daniil Kashin	44:15	25		not competing		
	 <b>SUI Switzerland 1</b>				not competing		
	1. Tino Polsini	35:19	26		not competing		
	2. Reto Egger	33:40	7		not competing		
	3. Timo Suter	40:49	14		not competing		
	 <b>SWE Sweden 2</b>				not competing		
	1. Viktor Svensk	32:57	6		not competing		
	2. Axel Granqvist	32:03	2		not competing		
	3. Henrik Johannesson	46:18	31		not competing		
	 <b>TUR Turkey 2</b>				not competing		
	1. Ismail Kilinc	46:05	50		not competing		
	2. Mehmet Can Ozturk	39:03	31		not competing		
	3. Talha Gunday	59:49	48		not competing		
	 <b>USA United States 2</b>				not competing		
	1. Aidan Minto	38:19	41		not competing		
	2. Anthony Riley	39:40	34		not competing		
	3. Peter Zakrevski	52:18	43		not competing		

**W20** 49 starting competitorsLeg 1 | Leg 2 | Leg 3 | **Total**

Plac	Name	Leg time	Leg pl	Leg diff	Time	Co plac	Diff
1	 <b>RUS Russian Federation 1</b>				1:44:44		
	1. Dasha Panchenko	34:38	11		34:38	11	
	2. Kristina Smirnova	33:13	3		1:07:51	2	-9
	3. Veronika Kalinina	36:53	2		1:44:44	1	-1
2	 <b>CZE Czech Republic 1</b>				1:45:52		+1:08
	1. Tereza Cechova	34:39	12		34:39	12	
	2. Barbora Chaloupska	36:38	21		1:11:17	15	+3
	3. Tereza Janosikova	34:35	1		1:45:52	2	-13
3	 <b>NOR Norway 1</b>				1:46:34		+1:50
	1. Ragne Wiklund	33:49	4		33:49	4	

Plac	Name	Leg time	Leg pl	Leg diff	Time	Co plac	Diff
	2. Malin Sandstad	35:45	10		1:09:34	8 +4	
	3. Victoria Haestad Bjornstad	37:00	3		1:46:34	3 -5	+1:50
4	GBR Great Britain 1				1:47:14		+2:30
	1. Fiona Bunn	34:34	8		34:34	8	
	2. Grace Molloy	34:57	7		1:09:31	6 -2	
	3. Chloe Potter	37:43	5		1:47:14	4 -2	+2:30
5	SWE Sweden 2				1:47:19		+2:35
	1. Ella Olsson	34:48	15		34:48	15	
	2. Alva Sonesson	34:39	6		1:09:27	5 -10	
	3. Johanna Borjesson Eriksson	37:52	6		1:47:19	5 0	+2:35
6	SUI Switzerland 1				1:47:29		+2:45
	1. Lea Widmer	33:50	5		33:50	5	
	2. Elena Pezzati	34:58	8		1:08:48	3 -2	
	3. Simona Aebersold	38:41	8		1:47:29	6 +3	+2:45
7	FIN Finland 2				1:47:55		+3:11
	1. Maria Maattanen	34:36	10		34:36	10	
	2. Jasmiina Rantala	35:49	13		1:10:25	12 +2	
	3. Anni Haanpaa	37:30	4		1:47:55	7 -5	+3:11
8	DEN Denmark 1				1:49:52		+5:08
	1. Agnes Kracht	35:13	22		35:13	22	
	2. Ida Oebro	34:00	4		1:09:13	4 -18	
	3. Annika Simonsen	40:39	11		1:49:52	8 +4	+5:08
9	GER Germany 1				1:51:17		+6:33
	1. Mareike Seeger	34:53	16		34:53	16	
	2. Isabel Seeger	36:25	17		1:11:18	16 0	
	3. Birte Friedrichs	39:59	10		1:51:17	9 -7	+6:33
10	POL Poland 1				1:51:29		+6:45
	1. Maja Garbacik	34:05	7		34:05	7	
	2. Adrianna Biederman	36:33	19		1:10:38	14 +7	
	3. Agnieszka Cych	40:51	12		1:51:29	10 -4	+6:45
11	BUL Bulgaria 1				1:51:53		+7:09
	1. Yasna Petrova	34:40	13		34:40	13	
	2. Borislava Mitkova	35:47	11		1:10:27	13 0	
	3. Andreyka Dyaksova	41:26	14		1:51:53	11 -2	+7:09
12	BEL Belgium 1				1:59:17		+14:33
	1. Marine Sillien	35:27	25		35:27	25	
	2. Hannah Thiels	42:09	32		1:17:36	25 0	
	3. Ems De Smul	41:41	16		1:59:17	12 -13	+14:33
13	HUN Hungary 2				1:59:28		+14:44
	1. Vanda Vekony	33:52	6		33:52	6	
	2. Csenge Gerber	35:47	11		1:09:39	9 +3	
	3. Dorottya Hajnal	49:49	28		1:59:28	13 +4	+14:44
14	FRA France 1				1:59:42		+14:58
	1. Florence Hanauer	33:40	1		33:40	1	
	2. Juliette Basset	38:01	23		1:11:41	20 +19	
	3. Cecile Calandy	48:01	25		1:59:42	14 -6	+14:58
15	AUS Australia 1				2:00:39		+15:55
	1. Tara Melhuish	37:29	30		37:29	30	
	2. Zoe Dowling	39:49	27		1:17:18	24 -6	
	3. Asha Steer	43:21	18		2:00:39	15 -9	+15:55
16	SVK Slovakia 1				2:00:47		+16:03
	1. Tamara Miklusova	35:08	21		35:08	21	
	2. Tereza Miklusova	36:13	15		1:11:21	17 -4	
	3. Tereza Smelikova	49:26	26		2:00:47	16 -1	+16:03
17	NZL New Zealand 1				2:02:10		+17:26
	1. Marisol Hunter	42:29	38		42:29	38	
	2. Katie CoryWright	41:32	31		1:24:01	33 -5	
	3. Lara Molloy	38:09	7		2:02:10	17 -16	+17:26
18	AUT Austria 1				2:04:14		+19:30
	1. Tina Tiefenboeck	37:57	33		37:57	33	
	2. Antonia Erhart	46:34	41		1:24:31	34 +1	
	3. Jasmina Gassner	39:43	9		2:04:14	18 -16	+19:30

Plac	Name	Leg time	Leg pl	Leg diff	Time	Co plac	Diff
19	<b>LTU Lithuania 1</b>				<b>2:04:58</b>		<b>+20:14</b>
	1. Kaste Rutkauskaitė	35:49	26		35:49	26	
	2. Akvile Bartkeviciute	43:59	34		1:19:48	28	+2
	3. Ugne Liegute	45:10	19		2:04:58	19	-9 +20:14
20	<b>LAT Latvia 1</b>				<b>2:08:33</b>		<b>+23:49</b>
	1. Signe Sirma	37:25	28		37:25	28	
	2. Agnija Caune	44:52	36		1:22:17	31	+3
	3. Eliza Ozola	46:16	20		2:08:33	20	-11 +23:49
21	<b>UKR Ukraine 1</b>				<b>2:11:33</b>		<b>+26:49</b>
	1. Mariia Tymoshchuk	35:17	23		35:17	23	
	2. Feia Tsyvilska	38:41	25		1:13:58	23	0
	3. Iulia Trokhymchuk	57:35	35		2:11:33	21	-2 +26:49
22	<b>USA United States 1</b>				<b>2:11:56</b>		<b>+27:12</b>
	1. Siri Christopherson	35:00	19		35:00	19	
	2. Tyra Christopherson	36:24	16		1:11:24	18	-1
	3. Julia Doubson	1:00:32	36		2:11:56	22	+4 +27:12
23	<b>CAN Canada 1</b>				<b>2:14:36</b>		<b>+29:52</b>
	1. Emma Waddington	36:56	27		36:56	27	
	2. Sianna Dorsey	50:47	42		1:27:43	36	+9
	3. Rachel May	46:53	21		2:14:36	23	-13 +29:52
24	<b>TUR Turkey 1</b>				<b>2:26:32</b>		<b>+41:48</b>
	1. Elif Gokce Avci	33:47	3		33:47	3	
	2. Zeynep Ocak	1:01:04	46		1:34:51	39	+36
	3. Hilal Oruc	51:41	32		2:26:32	24	-15 +41:48
25	<b>ESP Spain 1</b>				<b>2:32:19</b>		<b>+47:35</b>
	1. Ana Isabel Toledo Navarro	48:48	42		48:48	42	
	2. Ines Pozo Prada	42:23	33		1:31:11	38	-4
	3. Elena Marti Barclay	1:01:08	37		2:32:19	25	-13 +47:35
26	<b>JPN Japan 1</b>				<b>2:37:07</b>		<b>+52:23</b>
	1. Kotomi Ibe	37:39	31		37:39	31	
	2. Wakana Miyamoto	44:48	35		1:22:27	32	+1
	3. Wakana Sakuma	1:14:40	42		2:37:07	26	-6 +52:23
27	<b>ROM Romania 1</b>				<b>2:51:33</b>		<b>+1:06:49</b>
	1. Dorottya Bartha	1:15:32	46		1:15:32	46	
	2. Timea Virag	45:20	37		2:00:52	44	-2
	3. Agnes Rebeka Neda	50:41	31		2:51:33	27	-17 +1:06:49
28	<b>IRL Ireland 1</b>				<b>2:57:16</b>		<b>+1:12:32</b>
	1. Emer Perkins	51:38	44		51:38	44	
	2. Eadaoin McCavana	51:30	43		1:43:08	42	-2
	3. Clodagh Moran	1:14:08	41		2:57:16	28	-14 +1:12:32
29	<b>HKG Hong Kong 1</b>				<b>3:34:06</b>		<b>+1:49:22</b>
	1. Ying Yau Chu	55:55	45		55:55	45	
	2. Yi Shan Wong	1:04:22	47		2:00:17	43	-2
	3. Hei tung Leung	1:33:49	43		3:34:06	29	-14 +1:49:22
	<b>AUT Austria 2</b>				<b>mispunched</b>		
	1. Ylvi Kastner	37:28	29		37:28	29	
	2. Rosa Trummer	mispunched			mispunched		
	3. Anna Berger	47:14	23		mispunched		
	<b>DEN Denmark 2</b>				<b>mispunched</b>		
	1. Hedvig Valbjorn Gydesen	33:43	2		33:43	2	
	2. Lotte Jauhojarvi Markussen	35:59	14		1:09:42	10	+8
	3. Alberte Kaae Nielsen	mispunched			mispunched		
	<b>EST Estonia 1</b>				<b>mispunched</b>		
	1. Kristel Koivo	35:26	24		35:26	24	
	2. Emily Raudkepp	36:29	18		1:11:55	21	-3
	3. Teele Telgma	mispunched			mispunched		
	<b>FIN Finland 1</b>				<b>mispunched</b>		
	1. Amy Nymalm	34:34	8		34:34	8	
	2. Veera Klemettinen	35:21	9		1:09:55	11	+3
	3. Anu Tuomisto	mispunched			mispunched		
	<b>HUN Hungary 1</b>				<b>mispunched</b>		
	1. Hanga Szuromi	mispunched			mispunched		

Plac	Name	Leg time	Leg pl	Leg diff	Time	Co plac	Diff
	2. Csilla Gardonyi	32:24	1		mispunched		
	3. Zsafia Sarkozy	did not start			mispunched		
	<b>ITA Italy 1</b>				<b>mispunched</b>		
	1. Vera Chiusole	mispunched			mispunched		
	2. Serena Raus	53:33	44		mispunched		
	3. Alice Selem	55:31	34		mispunched		
	<b>JPN Japan 2</b>				<b>mispunched</b>		
	1. Mizuho Katori	37:50	32		37:50	32	
	2. Fumika Sera	mispunched			mispunched		
	3. Kaori Ito	1:01:34	39		mispunched		
	<b>NZL New Zealand 2</b>				<b>mispunched</b>		
	1. Meghan Drew	mispunched			mispunched		
	2. Briana Steven	41:21	30		mispunched		
	3. Jenna Tidswell	1:01:10	38		mispunched		
	<b>SWE Sweden 1</b>				<b>mispunched</b>		
	1. Hanna Hugosson	34:43	14		34:43	14	
	2. Sanna Fast	32:51	2		1:07:34	1	-13
	3. Vilma von Krusenstierna	mispunched			mispunched		
	<b>AUS Australia 2</b>				<b>not competing</b>		
	1. Zoe Melhuish	43:02	39		not competing		
	2. Rachel Allen	45:59	38		not competing		
	3. Caroline Pigerre	50:18	30		not competing		
	<b>BEL Belgium 2</b>				<b>not competing</b>		
	1. Lucie Arno	51:25	43		not competing		
	2. Sandrine Defraigne	46:16	39		not competing		
	3. Laurine Herman	52:36	33		not competing		
	<b>CZE Czech Republic 2</b>				<b>not competing</b>		
	1. Barbora Vyhnaalkova	38:15	34		not competing		
	2. Marketa Firesova	41:04	29		not competing		
	3. Nikola Thynova	47:40	24		not competing		
	<b>GBR Great Britain 2</b>				<b>not competing</b>		
	1. Emma Wilson	38:55	36		not competing		
	2. Laura King	40:36	28		not competing		
	3. Niamh Hunter	42:56	17		not competing		
	<b>LAT Latvia 2</b>				<b>not competing</b>		
	1. Magda Cigle	45:16	41		not competing		
	2. Aiga Irbe Bluma	53:43	45		not competing		
	3. Vilma Alberinga	49:48	27		not competing		
	<b>Mix BUL-BUL-EST</b>				<b>not competing</b>		
	1. Mariya Dermendzhieva	40:03	37		not competing		
	2. Evangelina Dyaksova	39:46	26		not competing		
	3. Lorely Korvel	46:59	22		not competing		
	<b>Mix GER-GER-FRA</b>				<b>not competing</b>		
	1. Hannah Haensel	43:27	40		not competing		
	2. Ann Charlotte Spangenberg	37:33	22		not competing		
	3. Chloe Dudoignon	mispunched			not competing		
	<b>NOR Norway 2</b>				<b>not competing</b>		
	1. Tilla Farnes Hennum	34:55	17		not competing		
	2. Jenny Baklid	36:36	20		not competing		
	3. Ragnhild Eide	41:28	15		not competing		
	<b>RUS Russian Federation 2</b>				<b>not competing</b>		
	1. Elizaveta Rastegaeva	34:55	17		not competing		
	2. Anastasiya Grigoreva	38:34	24		not competing		
	3. Elena Pisarenko	49:57	29		not competing		
	<b>SUI Switzerland 2</b>				<b>not competing</b>		
	1. Anja Probst	35:06	20		not competing		
	2. Elisa Bertozzi	34:27	5		not competing		
	3. Eliane Deininger	40:57	13		not competing		
	<b>USA United States 2</b>				<b>not competing</b>		
	1. Brigitte Bordelon	38:30	35		not competing		
	2. Caroline Sandbo	46:19	40		not competing		
	3. Diana Aleksieva	1:07:13	40		not competing		

Please report errors in the result list to the organiser.