













































Official results for Sprint

Name: Sprint

Organisers:  Hungary /  Szegeci Vasutas SE

Date: 10 July 2018

M20 4 070 m, 160 starting competitors

Plac	Name	Organisation	Time	Diff	Km time
1	Colin Kolbe	 GER Germany	15:48		3:52
2	Matthew Fellbaum	 GBR Great Britain	15:56	+0:08	3:54
3	Kasper Fosser	 NOR Norway	15:57	+0:09	3:55
3	Otto Kaario	 FIN Finland	15:57	+0:09	3:55
5	Jesper Svensk	 SWE Sweden	16:00	+0:12	3:55
6	Simon Imark	 SWE Sweden	16:13	+0:25	3:59
7	Elias Jonsson	 NOR Norway	16:14	+0:26	3:59
8	Tamas Barany	 HUN Hungary	16:20	+0:32	4:00
9	Aston Key	 AUS Australia	16:22	+0:34	4:01
9	Timo Suter	 SUI Switzerland	16:22	+0:34	4:01
11	Reto Egger	 SUI Switzerland	16:23	+0:35	4:01
12	Vit Horcicka	 CZE Czech Republic	16:25	+0:37	4:02
13	Mathieu Perrin	 FRA France	16:30	+0:42	4:03
14	Axel Granqvist	 SWE Sweden	16:34	+0:46	4:04
15	Einar Melsom	 NOR Norway	16:35	+0:47	4:04
15	Guilhem Elias	 FRA France	16:35	+0:47	4:04
15	Joseph Lynch	 NZL New Zealand	16:35	+0:47	4:04
18	Eirik Langedal Breivik	 NOR Norway	16:37	+0:49	4:04
19	Vojtech Sykora	 CZE Czech Republic	16:38	+0:50	4:05
20	Tuomas Heikkila	 FIN Finland	16:40	+0:52	4:05
20	Uldis Uptis	 LAT Latvia	16:40	+0:52	4:05
22	Fryderyk Pryjma	 POL Poland	16:42	+0:54	4:06
23	Tino Polsini	 SUI Switzerland	16:47	+0:59	4:07
24	Henrik Johannesson	 SWE Sweden	16:48	+1:00	4:07
24	Milos Bilic	 SRB Serbia	16:48	+1:00	4:07
26	Daniel Vandas	 CZE Czech Republic	16:51	+1:03	4:08
26	Alvaro Casado	 ESP Spain	16:51	+1:03	4:08
28	Aidan Rigby	 GBR Great Britain	16:52	+1:04	4:08
29	Mihaly Ormay	 HUN Hungary	16:54	+1:06	4:09
30	Patrick Jaffe	 AUS Australia	16:56	+1:08	4:09
31	Nicolas Kastner	 AUT Austria	17:00	+1:12	4:10
31	Erik Doehler	 GER Germany	17:00	+1:12	4:10
33	Benjamin Leduc	 FRA France	17:04	+1:16	4:11
34	Taras Rachuk	 UKR Ukraine	17:10	+1:22	4:13
34	Akseli Ruohola	 FIN Finland	17:10	+1:22	4:13
36	Quentin Moulet	 FRA France	17:12	+1:24	4:13
37	Jan Bendak	 CZE Czech Republic	17:19	+1:31	4:15
37	Georg Groell	 AUT Austria	17:19	+1:31	4:15
37	Alex Carcas	 GBR Great Britain	17:19	+1:31	4:15
40	Lukas Liland	 NOR Norway	17:22	+1:34	4:16
41	Malthe Poulsen	 DEN Denmark	17:23	+1:35	4:16
42	Teemu Oksanen	 FIN Finland	17:24	+1:36	4:16

Plac	Name	Organisation	Time	Diff	Km time
43	Ole Henseler	GER Germany	17:26	+1:38	4:17
43	Mikko Eerola	FIN Finland	17:26	+1:38	4:17
43	Damiano Bettiga	ITA Italy	17:26	+1:38	4:17
46	Leo Matinheikki	FIN Finland	17:28	+1:40	4:17
46	Eddie Narbett	GBR Great Britain	17:28	+1:40	4:17
48	Marton Zacher	HUN Hungary	17:30	+1:42	4:17
49	Nicola Mueller	SUI Switzerland	17:33	+1:45	4:18
50	Csaba Gerber	HUN Hungary	17:36	+1:48	4:19
51	Ismail Kilinc	TUR Turkey	17:38	+1:50	4:19
51	Stefan Yordanov	BUL Bulgaria	17:38	+1:50	4:19
53	Jan Erik Naess	CAN Canada	17:42	+1:54	4:20
53	Cameron de Lisle	NZL New Zealand	17:42	+1:54	4:20
55	Piotr Rzenca	POL Poland	17:47	+1:59	4:22
56	Angus Haines	AUS Australia	17:49	+2:01	4:22
57	Mathias Blaise	BEL Belgium	17:51	+2:03	4:23
57	Christian Michelsen	CAN Canada	17:51	+2:03	4:23
59	Stanislav Polianytsia	UKR Ukraine	17:53	+2:05	4:23
60	Peter Divin	HUN Hungary	17:55	+2:07	4:24
61	Marcin Biederman	POL Poland	17:56	+2:08	4:24
61	Soren Thrane Odum	DEN Denmark	17:56	+2:08	4:24
63	Jan Rutka	POL Poland	17:58	+2:10	4:24
63	Raphael Maslah	FRA France	17:58	+2:10	4:24
65	Patrik Egei	HUN Hungary	17:59	+2:11	4:25
65	Mikkel Holm Nielsen	DEN Denmark	17:59	+2:11	4:25
67	Max Griffiths	NZL New Zealand	18:06	+2:18	4:26
68	Boyan Ivandzhikov	BUL Bulgaria	18:07	+2:19	4:27
69	Kaarel Hendrik Zernant	EST Estonia	18:11	+2:23	4:28
70	Matiss Sliksjanis	LAT Latvia	18:14	+2:26	4:28
71	Joao Bernardino	POR Portugal	18:15	+2:27	4:29
72	Daniel Monckton	NZL New Zealand	18:17	+2:29	4:29
72	Rokas Lipnickas	LTU Lithuania	18:17	+2:29	4:29
74	Jannis Bonek	AUT Austria	18:20	+2:32	4:30
75	Patrick Miller	AUS Australia	18:27	+2:39	4:31
76	Mucahit Ozkaya	TUR Turkey	18:28	+2:40	4:32
76	David Runde	USA United States	18:28	+2:40	4:32
78	Mark Bogataj	SLO Slovenia	18:31	+2:43	4:32
79	Takumi Kitami	JPN Japan	18:32	+2:44	4:33
79	Pranas Germanavicius	LTU Lithuania	18:32	+2:44	4:33
81	Jakub Chupek	SVK Slovakia	18:33	+2:45	4:33
81	Tomas Krivda	CZE Czech Republic	18:33	+2:45	4:33
83	Ruairi Long	IRL Ireland	18:34	+2:46	4:33
84	Malte Kjaer Hemmingsen	DEN Denmark	18:36	+2:48	4:34
84	Viktor Svensk	SWE Sweden	18:36	+2:48	4:34
84	Talha Gunday	TUR Turkey	18:36	+2:48	4:34
84	Tobias Goldschmidt	SVK Slovakia	18:36	+2:48	4:34
88	Peter Zakrevski	USA United States	18:37	+2:49	4:34
88	Vit Kostejn	CZE Czech Republic	18:37	+2:49	4:34
90	Rokas Barauskas	LTU Lithuania	18:39	+2:51	4:34
91	Mykyta Zviahin	UKR Ukraine	18:40	+2:52	4:35
92	Ilgvars Caune	LAT Latvia	18:44	+2:56	4:36
















































Plac	Name	Organisation	Time	Diff	Km time
93	Fabio Brunet	ITA Italy	18:46	+2:58	4:36
94	Kaarel Vesilind	EST Estonia	18:48	+3:00	4:37
95	Simon Arno	BEL Belgium	18:50	+3:02	4:37
96	Callum Hill	NZL New Zealand	18:53	+3:05	4:38
97	Leo Holper	AUT Austria	18:54	+3:06	4:38
98	Laurits Bidstrup Moller	DEN Denmark	18:55	+3:07	4:38
99	Rokas Vaitkus	LTU Lithuania	18:56	+3:08	4:39
100	Alastair George	AUS Australia	19:01	+3:13	4:40
101	Petar Borisov	BUL Bulgaria	19:03	+3:15	4:40
102	Rihards Krumins	LAT Latvia	19:04	+3:16	4:41
103	Andres Room	EST Estonia	19:09	+3:21	4:42
104	Chun Hei Chan	HKG Hong Kong	19:13	+3:25	4:43
105	Tsz Fung Yu	HKG Hong Kong	19:16	+3:28	4:44
106	Simon Krekels	BEL Belgium	19:20	+3:32	4:45
107	Sahin Demir	TUR Turkey	19:22	+3:34	4:45
108	David Bakker	CAN Canada	19:28	+3:40	4:46
108	David Rojas	ESP Spain	19:28	+3:40	4:46
110	Enrico Mannocci	ITA Italy	19:32	+3:44	4:47
111	Lauri Pahn	EST Estonia	19:36	+3:48	4:48
112	Chun Ho Li	HKG Hong Kong	19:47	+3:59	4:51
112	Wout Keuppens	BEL Belgium	19:47	+3:59	4:51
114	Medard Feder	SVK Slovakia	19:52	+4:04	4:52
115	Fricis Spektors	LAT Latvia	20:00	+4:12	4:54
115	Abel Herrero	ESP Spain	20:00	+4:12	4:54
117	Cedric Amerijckx	BEL Belgium	20:01	+4:13	4:55
118	Joao Magalhaes	POR Portugal	20:03	+4:15	4:55
118	Kiur Erik Eensaar	EST Estonia	20:03	+4:15	4:55
120	Pietro Palumbo	ITA Italy	20:09	+4:21	4:57
121	Jan Bednarski	POL Poland	20:13	+4:25	4:58
122	Cedrk Klein	GER Germany	20:16	+4:28	4:58
122	Mehmet Emin Avcil	TUR Turkey	20:16	+4:28	4:58
124	Yusuke Sobue	JPN Japan	20:17	+4:29	4:59
124	Conall Whelan	IRL Ireland	20:17	+4:29	4:59
126	Klaas Mellebeek	BEL Belgium	20:26	+4:38	5:01
127	Chit Hei Shiu	HKG Hong Kong	20:29	+4:41	5:01
128	Akihiro Shiina	JPN Japan	20:33	+4:45	5:02
129	Will Tidswell	NZL New Zealand	20:38	+4:50	5:04
130	Ricardo Esteves Ferreira	POR Portugal	20:46	+4:58	5:06
131	Juan Sanz	ESP Spain	20:49	+5:01	5:06
132	Zac OSullivanHourihan	IRL Ireland	20:55	+5:07	5:08
133	Aidan Minto	USA United States	20:56	+5:08	5:08
134	Anthony Riley	USA United States	21:07	+5:19	5:11
135	Daniel Pompura	SVK Slovakia	21:31	+5:43	5:17
136	Hiroki Komaki	JPN Japan	21:32	+5:44	5:17
137	Thomas Laraia	USA United States	21:36	+5:48	5:18
138	Tsz Chun Jason Wong	HKG Hong Kong	21:41	+5:53	5:19
138	Mehmet Can Ozturk	TUR Turkey	21:41	+5:53	5:19
140	Andries Swart	RSA South Africa	21:43	+5:55	5:20
141	Joseph Dickinson	AUS Australia	21:47	+5:59	5:21
142	Graeme Farrand	CAN Canada	21:57	+6:09	5:23

Plac	Name	Organisation	Time	Diff	Km time
143	Yau Man Chu	HKG Hong Kong	22:02	+6:14	5:24
144	Michael Svoboda	CAN Canada	22:17	+6:29	5:28
145	Zan Ravnikar	SLO Slovenia	22:34	+6:46	5:32
146	Tomas Graham	CAN Canada	22:59	+7:11	5:38
	Matic Blaz	SLO Slovenia	mispunched		
	Havard Eidsmo	NOR Norway	mispunched		
	Fabian Aebersold	SUI Switzerland	mispunched		
	Chamuel Zbinden	SUI Switzerland	mispunched		
	Lorand Vigh	ROM Romania	mispunched		
	Peter Knobloch Esztergar	ROM Romania	mispunched		
	Oliver Kutt	EST Estonia	mispunched		
	Jan Gobec	CRO Croatia	mispunched		
	Edgars Ustinovs	LAT Latvia	mispunched		
	Toma Kotkov	BUL Bulgaria	mispunched		
	George Emilian Minoiu	ROM Romania	mispunched		
	Isac von Krusenstierna	SWE Sweden	mispunched		
	Satoshi Kaneko	JPN Japan	mispunched		
	Andreas Bock Bjoernsen	DEN Denmark	mispunched		

W20 3 660 m, 148 starting competitors

Plac	Name	Organisation	Time	Diff	Km time
1	Simona Aebersold	SUI Switzerland	15:35		4:15
2	Tereza Janosikova	CZE Czech Republic	16:01	+0:26	4:22
3	Csilla Gardonyi	HUN Hungary	16:37	+1:02	4:32
4	Florence Hanauer	FRA France	16:40	+1:05	4:33
5	Vilma von Krusenstierna	SWE Sweden	16:46	+1:11	4:34
6	Emma Waddington	CAN Canada	16:53	+1:18	4:36
7	Maria Prieto	ESP Spain	17:03	+1:28	4:39
8	Lea Widmer	SUI Switzerland	17:07	+1:32	4:40
9	Veera Klemettinen	FIN Finland	17:15	+1:40	4:42
10	Victoria Haestad Bjornstad	NOR Norway	17:19	+1:44	4:43
11	Zsofia Sarkozy	HUN Hungary	17:20	+1:45	4:44
12	Elisa Bertozzi	SUI Switzerland	17:21	+1:46	4:44
12	Jasmina Gassner	AUT Austria	17:21	+1:46	4:44
14	Hedvig Valbjorn Gydesen	DEN Denmark	17:31	+1:56	4:47
15	Fiona Bunn	GBR Great Britain	17:33	+1:58	4:47
16	Anu Tuomisto	FIN Finland	17:34	+1:59	4:47
17	Grace Molloy	GBR Great Britain	17:44	+2:09	4:50
17	Elena Pezzati	SUI Switzerland	17:44	+2:09	4:50
19	Amy Nymalm	FIN Finland	17:45	+2:10	4:50
20	Tereza Cechova	CZE Czech Republic	17:48	+2:13	4:51
21	Jasmiina Rantala	FIN Finland	17:55	+2:20	4:53
22	Teele Telgma	EST Estonia	17:56	+2:21	4:53
23	Vanda Vekony	HUN Hungary	17:57	+2:22	4:54
24	Kaste Rutkauskaite	LTU Lithuania	17:59	+2:24	4:54
25	Hanga Szuromi	HUN Hungary	18:02	+2:27	4:55
25	Yasna Petrova	BUL Bulgaria	18:02	+2:27	4:55
27	Agnieszka Cych	POL Poland	18:07	+2:32	4:56
28	Hanna Hugosson	SWE Sweden	18:08	+2:33	4:57

Plac	Name	Organisation	Time	Diff	Km time
28	Andriya Dyaksova	BUL Bulgaria	18:08	+2:33	4:57
30	Ann Charlotte Spangenberg	GER Germany	18:10	+2:35	4:57
31	Maria Maattanen	FIN Finland	18:14	+2:39	4:58
31	Ylvi Kastner	AUT Austria	18:14	+2:39	4:58
31	Agnes Kracht	DEN Denmark	18:14	+2:39	4:58
34	Ida Oebro	DEN Denmark	18:18	+2:43	5:00
35	Sanna Fast	SWE Sweden	18:19	+2:44	5:00
36	Eliane Deininger	SUI Switzerland	18:21	+2:46	5:00
37	Tina Tiefenboeck	AUT Austria	18:24	+2:49	5:01
38	Antonia Erhart	AUT Austria	18:28	+2:53	5:02
39	Jenny Baklid	NOR Norway	18:29	+2:54	5:03
40	Anni Haanpaa	FIN Finland	18:35	+3:00	5:04
40	Annika Simonsen	DEN Denmark	18:35	+3:00	5:04
40	Anja Probst	SUI Switzerland	18:35	+3:00	5:04
43	Alva Sonesson	SWE Sweden	18:38	+3:03	5:05
44	Tilla Farnes Hennum	NOR Norway	18:39	+3:04	5:05
45	Barbora Chaloupska	CZE Czech Republic	18:40	+3:05	5:06
46	Lara Molloy	NZL New Zealand	18:42	+3:07	5:06
47	Mareike Seeger	GER Germany	18:45	+3:10	5:07
48	Zoe Melhuish	AUS Australia	18:48	+3:13	5:08
48	Agnija Caune	LAT Latvia	18:48	+3:13	5:08
50	Juliette Basset	FRA France	18:52	+3:17	5:09
50	Tara Melhuish	AUS Australia	18:52	+3:17	5:09
52	Ragnhild Eide	NOR Norway	18:57	+3:22	5:10
53	Caroline Pigerre	AUS Australia	19:02	+3:27	5:12
53	Birte Friedrichs	GER Germany	19:02	+3:27	5:12
53	Christie Courtnage	RSA South Africa	19:02	+3:27	5:12
56	Maja Garbacik	POL Poland	19:06	+3:31	5:13
56	Isabel Seeger	GER Germany	19:06	+3:31	5:13
58	Ana Isabel Toledo Navarro	ESP Spain	19:07	+3:32	5:13
58	Tamara Miklusova	SVK Slovakia	19:07	+3:32	5:13
60	Vera Chiusole	ITA Italy	19:09	+3:34	5:13
60	Cecile Calandry	FRA France	19:09	+3:34	5:13
62	Julia Doubson	USA United States	19:11	+3:36	5:14
63	Tyra Christopherson	USA United States	19:12	+3:37	5:14
64	Marisol Hunter	NZL New Zealand	19:14	+3:39	5:15
65	Chloe Potter	GBR Great Britain	19:15	+3:40	5:15
66	Agnes Rebeka Neda	ROM Romania	19:17	+3:42	5:16
66	Kotomi Ibe	JPN Japan	19:17	+3:42	5:16
68	Siri Christopherson	USA United States	19:19	+3:44	5:16
69	Asha Steer	AUS Australia	19:20	+3:45	5:16
70	Tereza Miklusova	SVK Slovakia	19:23	+3:48	5:17
71	Ella Olsson	SWE Sweden	19:25	+3:50	5:18
71	Jenna Tidswell	NZL New Zealand	19:25	+3:50	5:18
73	Nikola Thynova	CZE Czech Republic	19:26	+3:51	5:18
74	Ugne Gineikaite	LTU Lithuania	19:27	+3:52	5:18
75	Barbora Vyhalkova	CZE Czech Republic	19:30	+3:55	5:19
76	Johanna Borjesson Eriksson	SWE Sweden	19:31	+3:56	5:19
76	Ines Pozo Prada	ESP Spain	19:31	+3:56	5:19
78	Adrianna Biederman	POL Poland	19:35	+4:00	5:21

Plac	Name	Organisation	Time	Diff	Km time
79	Briana Steven	 NZL New Zealand	19:37	+4:02	5:21
80	Ragne Wiklund	 NOR Norway	19:45	+4:10	5:23
81	Ugne Liegute	 LTU Lithuania	19:47	+4:12	5:24
82	Alberte Kaae Nielsen	 DEN Denmark	19:51	+4:16	5:25
83	Feia Tsyvilska	 UKR Ukraine	19:53	+4:18	5:25
84	Serena Raus	 ITA Italy	19:57	+4:22	5:27
85	Csenge Gerber	 HUN Hungary	19:58	+4:23	5:27
86	Kristel Koivo	 EST Estonia	20:05	+4:30	5:29
86	Emma Wilson	 GBR Great Britain	20:05	+4:30	5:29
88	Elif Gokce Avci	 TUR Turkey	20:14	+4:39	5:31
89	Polina Surkova	 UKR Ukraine	20:16	+4:41	5:32
90	Lotte Jauhojarvi Markussen	 DEN Denmark	20:20	+4:45	5:33
90	Iulia Trokhymchuk	 UKR Ukraine	20:20	+4:45	5:33
90	Dorottya Hajnal	 HUN Hungary	20:20	+4:45	5:33
93	Ems De Smul	 BEL Belgium	20:26	+4:51	5:34
94	Signe Sirma	 LAT Latvia	20:31	+4:56	5:36
94	Olga Stanojevic	 SRB Serbia	20:31	+4:56	5:36
96	Judita Traubaite	 LTU Lithuania	20:32	+4:57	5:36
97	Katie CoryWright	 NZL New Zealand	20:34	+4:59	5:37
98	Marketa Firesova	 CZE Czech Republic	20:37	+5:02	5:37
98	Beatriz Sanguino	 POR Portugal	20:37	+5:02	5:37
100	Mariya Dermendzhieva	 BUL Bulgaria	20:41	+5:06	5:39
101	Timea Virag	 ROM Romania	20:42	+5:07	5:39
102	Borislava Mitkova	 BUL Bulgaria	20:47	+5:12	5:40
103	Zeynep Ocak	 TUR Turkey	20:51	+5:16	5:41
104	Hannah Haensel	 GER Germany	20:55	+5:20	5:42
105	Marine Sillien	 BEL Belgium	20:56	+5:21	5:43
106	Helena Lima	 POR Portugal	21:00	+5:25	5:44
107	Meghan Drew	 NZL New Zealand	21:07	+5:32	5:46
108	Hannah Thiels	 BEL Belgium	21:08	+5:33	5:46
109	Eliza Ozola	 LAT Latvia	21:16	+5:41	5:48
110	Kirsten Chambers	 RSA South Africa	21:22	+5:47	5:50
111	Emily Raudkepp	 EST Estonia	21:23	+5:48	5:50
112	Vilma Alberinga	 LAT Latvia	21:26	+5:51	5:51
112	Brigitte Bordelon	 USA United States	21:26	+5:51	5:51
114	Rosa Trummer	 AUT Austria	21:38	+6:03	5:54
115	Laurine Herman	 BEL Belgium	21:49	+6:14	5:57
116	Mizuho Katori	 JPN Japan	21:50	+6:15	5:57
117	Lucie Arno	 BEL Belgium	21:54	+6:19	5:59
118	Sandrine Defraigne	 BEL Belgium	21:56	+6:21	5:59
119	Fumika Sera	 JPN Japan	21:57	+6:22	5:59
120	Irbe Bluma Aiga	 LAT Latvia	22:02	+6:27	6:01
121	Evangelina Dyaksova	 BUL Bulgaria	22:06	+6:31	6:02
122	Wakana Miyamoto	 JPN Japan	22:09	+6:34	6:03
123	Alice Selem	 ITA Italy	22:14	+6:39	6:04
124	Sianna Dorsey	 CAN Canada	22:43	+7:08	6:12
125	Rachel Allen	 AUS Australia	22:48	+7:13	6:13
126	Hoi Yi Law	HKG Hong Kong	22:59	+7:24	6:16
127	Anna Berger	AUT Austria	23:16	+7:41	6:21
128	Hei tung Leung	HKG Hong Kong	23:31	+7:56	6:25

Plac	Name	Organisation	Time	Diff	Km time
129	Emer Perkins	 IRL Ireland	23:38	+8:03	6:27
130	Yi Shan Wong	 HKG Hong Kong	23:39	+8:04	6:27
131	Kaori Ito	 JPN Japan	23:45	+8:10	6:29
132	Ying Yau Chu	 HKG Hong Kong	23:53	+8:18	6:31
133	Caroline Sandbo	 USA United States	23:54	+8:19	6:31
134	Wakana Sakuma	 JPN Japan	24:02	+8:27	6:33
134	Dorottya Bartha	 ROM Romania	24:02	+8:27	6:33
136	Eadaoin McCavana	 IRL Ireland	24:15	+8:40	6:37
137	Hilal Oruc	 TUR Turkey	24:32	+8:57	6:42
138	Elena Marti Barclay	 ESP Spain	24:58	+9:23	6:49
139	Lorely Korvel	 EST Estonia	25:25	+9:50	6:56
140	Diana Aleksieva	 USA United States	26:18	+10:43	7:11
141	Wai Ching Fung	 HKG Hong Kong	30:37	+15:02	8:21
	Rachel May	 CAN Canada	mispunched		
	Laura King	 GBR Great Britain	mispunched		
	Zoe Dowling	 AUS Australia	mispunched		
	Malin Sandstad	 NOR Norway	mispunched		
	Tereza Smelikova	 SVK Slovakia	mispunched		
	Magda Cigle	 LAT Latvia	mispunched		
	Mariia Tymoshchuk	 UKR Ukraine	mispunched		

Please report errors in the result list to the organiser.