
















Official results for Mixed Relay

Name: Mixed Relay
 Organiser:  Hungary
 Date: 1 July 2018

Mixed Relay 29 starting competitors

Leg 1 | Leg 2 | Leg 3 | **Total**

Plac	Name	Leg time	Leg pl	Leg diff	Time	Co plac	Diff
1	 Czech Republic 1				2:20:06		
	1. Martina Tichovska	49:32			49:32		
	2. Vojtech Ludvik	44:42			1:34:14		
	3. Krystof Bogar	45:52			2:20:06		
2	 Russian Federation 1				2:20:10		+0:04
	1. Olga Shipilova Vinogradova	49:31			49:31		
	2. Valeriy Gluhov	45:20			1:34:51		
	3. Anton Foliforov	45:19			2:20:10		+0:04
3	 Finland 2				2:28:27		+8:21
	1. Marika Hara	53:14			53:14		
	2. Andre Haga	47:23			1:40:37		
	3. Kare Kaskinen	47:50			2:28:27		+8:21
4	 Switzerland				2:31:20		+11:14
	1. Maja Rothweiler	56:35			56:35		
	2. Adrian Jaeggi	49:48			1:46:23		
	3. Simon Braendli	44:57			2:31:20		+11:14
5	 Denmark 1				2:33:02		+12:56
	1. Thomas Steintal	46:05			46:05		
	2. Camilla Soegaard	56:40			1:42:45		
	3. Rasmus Soegaard	50:17			2:33:02		+12:56
6	 Austria 1				2:35:04		+14:58
	1. Michaela Gigon	1:02:15			1:02:15		
	2. Andreas Waldmann	46:04			1:48:19		
	3. Kevin Haselsberger	46:45			2:35:04		+14:58
7	 Lithuania 1				2:39:38		+19:32
	1. Gabriele Andrasuniene	1:06:21			1:06:21		
	2. Sarunas Dmukauskas	45:41			1:52:02		
	3. Jonas Maiselis	47:36			2:39:38		+19:32
8	 Sweden 1				2:39:43		+19:37
	1. Nadia Larsson	55:18			55:18		
	2. Marcus Jansson	56:50			1:52:08		
	3. Viktor Larsson	47:35			2:39:43		+19:37
9	 France 1				2:40:56		+20:50
	1. Gaelle Barlet	1:02:42			1:02:42		
	2. Yoann Garde	47:56			1:50:38		
	3. Baptiste Fuchs	50:18			2:40:56		+20:50
10	 Estonia 1				2:41:25		+21:19
	1. Eleri Hirv	1:05:36			1:05:36		
	2. Lauri Malsroos	46:40			1:52:16		
	3. Margus Hallik	49:09			2:41:25		+21:19
11	 Spain				2:52:46		+32:40
	1. Monica Aguilera Viladomiu	1:02:37			1:02:37		
	2. Juan Francisco Marin Vargas	54:23			1:57:00		
	3. Angel Garcia Garcia	55:46			2:52:46		+32:40
12	 Hungary 1				3:19:56		+59:50
	1. Agoston Fekete	52:05			52:05		
	2. Csaba Bedo	59:07			1:51:12		
	3. Sarolta Boroka Balla	1:28:44			3:19:56		+59:50
	 Portugal 2				mispunched		
	1. Luis Barreiro	49:27			49:27		
	2. Marisa Costa	mispunched			mispunched		

Plac	Name	Leg time	Leg pl	Leg diff	Time	Co plac	Diff
	3. Paul Roothans	1:00:05			mispunched		
	 Slovenia				mispunched		
	1. Blaz Marot	1:12:37			1:12:37		
	2. Petja Balazic	mispunched			mispunched		
	3. Ziga Andrejc	mispunched			mispunched		
	 Austria 2				not competing		
	1. Tobias Breitschaedel	47:35			not competing		
	2. Florian Exler	1:04:34			not competing		
	3. Katja Walther	1:10:50			not competing		
	 Czech Republic 2				not competing		
	1. Veronika Kubinova	53:06			not competing		
	2. Radek Laciga	48:35			not competing		
	3. Jiri Hradil	46:45			not competing		
	 Czech Republic 3				not competing		
	1. Vojtech Stransky	47:28			not competing		
	2. Nadezda Reifova	1:07:36			not competing		
	3. Katerina Novakova	1:03:15			not competing		
	 Denmark 2				not competing		
	1. Oliver Friis	48:34			not competing		
	2. Caecilie Christoffersen	1:04:24			not competing		
	3. Mikkel Brunstedt Noergaard	51:35			not competing		
	 Estonia 2				not competing		
	1. Priit Poopuu	did not finish			not competing		
	2. Marek Karm	completed			not competing		
	3. Marje Venelaine	did not start			not competing		
	 Finland 1				not competing		
	1. Antonia Haga	1:00:56			not competing		
	2. Jussi Laurila	48:27			not competing		
	3. Pekka Niemi	44:42			not competing		
	 Finland 3				not competing		
	1. Petrus Hanhijarvi	55:57			not competing		
	2. Pasi Pyykonen	58:22			not competing		
	3. Jutta Nurminen	1:08:08			not competing		
	 Finland 4				not competing		
	1. Eerik Nurminen	57:19			not competing		
	2. Vaino Venetjoki	53:14			not competing		
	3. Silja Yli-Hietanen	1:13:45			not competing		
	 France 2				not competing		
	1. Lou Denaix	1:14:18			not competing		
	2. Thibaud Guelennoc	49:19			not competing		
	3. Samson Deriaz	49:35			not competing		
	 Lithuania 2				not competing		
	1. Algirda Mickuviene	1:01:57			not competing		
	2. Nojus Kalvaitis	mispunched			not competing		
	3. Donatas Mickus	mispunched			not competing		
	 Portugal 1				not competing		
	1. Davide Machado	mispunched			not competing		
	2. Ana Filipa Silva	1:13:36			not competing		
	3. Joao Ferreira	51:18			not competing		
	 Russian Federation 2				not competing		
	1. Ruslan Gritsan	46:07			not competing		
	2. Svetlana Poverina	58:19			not competing		
	3. Yuri Balev	56:11			not competing		
	 Russian Federation 3				not competing		
	1. Anastasia Trifilenkova	1:12:13			not competing		
	2. Dmitriy Kuzmin	51:29			not competing		
	3. Oleg Bryzgalov	1:04:27			not competing		
	 Russian Federation 4				not competing		
	1. Anastasiya Svir	58:54			not competing		
	2. Alexandra Dimova	1:11:58			not competing		
	3. Maria Prasolova	1:06:21			not competing		
	 Sweden 2				not competing		

Plac	Name	Leg time	Leg pl	Leg diff	Time	Co plac	Diff
1.	Linn Bylars	1:00:56			not competing		
2.	Linus Karlsson Mood	50:16			not competing		
3.	Sebastian Svard	51:17			not competing		

Please report errors in the result list to the organiser.