


Official results for Long

Name: Long

Organiser:  Latvia

Date: 11 August 2018

Men 16 100 m, 74 starting competitors








Plac	Name	Organisation	Time	Diff	Km time
1	Olav Lundanes	 Norway	1:37:43		6:04
2	Ruslan Glibov	 Ukraine	1:40:20	+2:37	6:13
3	Fabian Hertner	 Switzerland	1:40:47	+3:04	6:15
4	Daniel Hubmann	 Switzerland	1:41:32	+3:49	6:18
5	Gustav Bergman	 Sweden	1:41:34	+3:51	6:18
6	Eskil Kinneberg	 Norway	1:42:35	+4:52	6:22
7	Magne Daehli	 Norway	1:42:47	+5:04	6:23
8	Matthias Kyburz	 Switzerland	1:43:12	+5:29	6:24
9	Leonid Novikov	 Russian Federation	1:43:19	+5:36	6:25
10	Gernot Ymsen Kerschbaumer	 Austria	1:43:45	+6:02	6:26
11	Timo Sild	 Estonia	1:44:30	+6:47	6:29
12	Gaute Hallan Steiwer	 Norway	1:44:31	+6:48	6:29
13	Vojtech Kral	 Czech Republic	1:45:17	+7:34	6:32
14	Albin Ridefelt	 Sweden	1:45:47	+8:04	6:34
15	Miika Kirmula	 Finland	1:47:25	+9:42	6:40
16	Frederic Tranchand	 France	1:49:24	+11:41	6:47
17	Tue Lassen	 Denmark	1:50:31	+12:48	6:51
18	Martin Regborn	 Sweden	1:50:46	+13:03	6:52
19	Oleksandr Kratov	 Ukraine	1:51:10	+13:27	6:54
20	Andreu Blanes	 Spain	1:51:18	+13:35	6:54
21	Pavel Kubat	 Czech Republic	1:51:56	+14:13	6:57
22	Andris Jubelis	 Latvia	1:52:31	+14:48	6:59
23	Robert Merl	 Austria	1:52:43	+15:00	7:00
24	Elias Kuukka	 Finland	1:53:08	+15:25	7:01
25	Milos Nykodym	 Czech Republic	1:53:33	+15:50	7:03
26	Alan Cherry	 Great Britain	1:54:33	+16:50	7:06
27	Yury Tambasov	 Russian Federation	1:55:15	+17:32	7:09
28	Ivan Sirakov	 Bulgaria	1:55:36	+17:53	7:10
29	Kristo Heinmann	 Estonia	1:56:36	+18:53	7:14
30	Arturs Paulins	 Latvia	1:56:44	+19:01	7:15
31	Fredric Portin	 Finland	1:56:58	+19:15	7:15
32	Hector Haines	 Great Britain	1:57:18	+19:35	7:17
33	Aleksei Alekseyonok	 Belarus	1:57:21	+19:38	7:17
34	Simonas Krepsta	 Lithuania	1:58:58	+21:15	7:23
35	Vincent Coupat	 France	1:59:49	+22:06	7:26
36	Sebastian Inderst	 Italy	2:01:00	+23:17	7:30
37	Michal Olejnik	 Poland	2:01:56	+24:13	7:34
38	Moritz Doellgast	 Germany	2:02:37	+24:54	7:36
39	Matt Ogden	 New Zealand	2:03:26	+25:43	7:40
40	Kenny Kivikas	 Estonia	2:04:10	+26:27	7:42
41	Artem Panchenko	 Ukraine	2:04:14	+26:31	7:42
42	Edgars Bertuks	 Latvia	2:04:25	+26:42	7:43

Plac	Name	Organisation	Time	Diff	Km time
43	Vilius Aleliunas	Lithuania	2:04:44	+27:01	7:44
44	Tristan Bloemen	Belgium	2:06:48	+29:05	7:52
45	Bjoern Cederberg	Denmark	2:06:51	+29:08	7:52
46	Mate Baumholczer	Hungary	2:08:28	+30:45	7:58
47	Michal Krajcik	Slovakia	2:12:26	+34:43	8:13
48	Aron Bako	Hungary	2:13:52	+36:09	8:18
49	Gene Beveridge	New Zealand	2:16:06	+38:23	8:27
50	Timothy Chambers	South Africa	2:16:19	+38:36	8:28
51	Bryan RusselKeely	Australia	2:18:29	+40:46	8:36
52	Ionut Zinca	Romania	2:18:32	+40:49	8:36
53	Ironir Ev	Brazil	2:20:41	+42:58	8:44
54	Gregory Ahlswede	United States	2:21:38	+43:55	8:47
55	Tiago Cantante Romao	Portugal	2:24:55	+47:12	9:00
56	Ahmet Kacmaz	Turkey	2:25:12	+47:29	9:01
57	Itay Manor	Israel	2:28:11	+50:28	9:12
58	Shigeyuki Koizumi	Japan	2:29:08	+51:25	9:15
59	Luis Nogueira	Spain	2:29:23	+51:40	9:16
60	Matthew Crane	Australia	2:31:48	+54:05	9:25
61	Sergiu Fala	Moldova	2:31:59	+54:16	9:26
62	Will Critchley	Canada	2:33:32	+55:49	9:32
63	Matija Razum	Croatia	2:34:05	+56:22	9:34
64	Ruairi Short	Ireland	2:47:33	+1:09:50	10:24
65	Sava Lazic	Serbia	2:48:56	+1:11:13	10:29
66	Zhanbolat Dauit	Kazakhstan	3:07:41	+1:29:58	11:39
67	XiaoMing Liu	China	3:09:28	+1:31:45	11:46
68	Gerardo Garcia	Argentina	3:33:58	+1:56:15	13:17
69	Wing Chung Tam	Hong Kong	3:50:38	+2:12:55	14:19
70	Mark Heikoop	Netherlands	4:29:17	+2:51:34	16:43
71	Seongbeom Heo	Republic of Korea	4:39:08	+3:01:25	17:20
	Philipp Mueller	Germany	mispunched		
	Heiler Andres Cubides Rocha	Colombia	did not finish		
	Andrey Salin	Belarus	did not finish		

Women 9 900 m, 71 starting competitors

Plac	Name	Organisation	Time	Diff	Km time
1	Tove Alexandersson	Sweden	1:14:04		7:28
2	Maja Alm	Denmark	1:15:31	+1:27	7:37
3	Sabine Hauswirth	Switzerland	1:16:30	+2:26	7:43
4	Natalia Gemperle	Russian Federation	1:20:03	+5:59	8:05
5	Kamilla Olaussen	Norway	1:20:59	+6:55	8:10
6	Andrine Benjaminsen	Norway	1:21:48	+7:44	8:15
7	Karolin Ohlsson	Sweden	1:22:04	+8:00	8:17
8	Judith Wyder	Switzerland	1:22:20	+8:16	8:18
9	Tatyana Riabkina	Russian Federation	1:22:32	+8:28	8:20
10	Svetlana Mironova	Russian Federation	1:23:38	+9:34	8:26
11	Marianne Andersen	Norway	1:23:55	+9:51	8:28
12	Miri Thrane Oedum	Denmark	1:26:35	+12:31	8:44
13	Sofia Haajanen	Finland	1:26:48	+12:44	8:46
14	Lisa Risby	Sweden	1:30:28	+16:24	9:08

Plac	Name	Organisation	Time	Diff	Km time
15	Vendula Horcickova	Czech Republic	1:31:39	+17:35	9:15
16	Marika Teini	Finland	1:32:27	+18:23	9:20
17	Jana Knapova	Czech Republic	1:32:35	+18:31	9:21
18	Inga Dambe	Latvia	1:33:11	+19:07	9:24
19	Anna Serrallonga Arques	Spain	1:33:38	+19:34	9:27
20	Annika Rihma	Estonia	1:34:09	+20:05	9:30
21	Isia Basset	France	1:35:01	+20:57	9:35
22	Sara Hagstrom	Sweden	1:35:15	+21:11	9:37
23	Anja Arbter	Austria	1:35:43	+21:39	9:40
24	Laura Vike	Latvia	1:35:49	+21:45	9:40
25	Jessica Tullie	Great Britain	1:36:05	+22:01	9:42
26	Susen Loesch	Germany	1:36:12	+22:08	9:43
27	Amanda Falck Weber	Denmark	1:36:32	+22:28	9:45
28	Charlotte Watson	Great Britain	1:36:34	+22:30	9:45
29	Iliana Ilieva	Bulgaria	1:37:38	+23:34	9:51
30	Olha Panchenko	Ukraine	1:37:52	+23:48	9:53
31	Jo Shepherd	Great Britain	1:38:07	+24:03	9:54
32	Ausrine Kutkaite	Lithuania	1:38:24	+24:20	9:56
33	Sandra Grosberga	Latvia	1:39:09	+25:05	10:00
34	Aleksandra Hornik	Poland	1:40:57	+26:53	10:11
35	Natasha Key	Australia	1:41:17	+27:13	10:13
36	Kerstin Uiboupin	Estonia	1:41:29	+27:25	10:15
37	Indre Valaite	Lithuania	1:41:54	+27:50	10:17
38	Hanna Wisniewska	Poland	1:42:33	+28:29	10:21
39	Delphine Poirot	France	1:42:48	+28:44	10:23
40	Kristina Yakubkina	Belarus	1:43:46	+29:42	10:28
41	Anna Nilsson Simkovics	Austria	1:44:54	+30:50	10:35
42	Olena Pitirimova	Ukraine	1:45:14	+31:10	10:37
43	Katarina Lamiova	Slovakia	1:46:22	+32:18	10:44
44	Galina Ribediuc	Moldova	1:46:35	+32:31	10:45
45	Zsofia Sarkozy	Hungary	1:46:56	+32:52	10:48
46	Lizzie Ingham	New Zealand	1:47:48	+33:44	10:53
47	Kristina Ivanova	Bulgaria	1:48:15	+34:11	10:56
48	Hinako Inage	Japan	1:49:14	+35:10	11:02
49	Verena Troi	Italy	1:49:22	+35:18	11:02
50	Tatsiana Zhuravleva	Belarus	1:51:20	+37:16	11:14
50	Regina Bertoti	Hungary	1:51:20	+37:16	11:14
52	Violeta Feliciano Sanjuan	Spain	1:51:25	+37:21	11:15
53	Paula Starke	Germany	1:51:34	+37:30	11:16
54	Filipa Rodrigues	Portugal	1:56:35	+42:31	11:46
55	Assem Nazyrova	Kazakhstan	1:59:09	+45:05	12:02
56	Fanny Tilkin	Belgium	2:02:30	+48:26	12:22
57	Dudu Erol	Turkey	2:05:42	+51:38	12:41
58	Nusa Jeram	Slovenia	2:07:50	+53:46	12:54
59	Leticia Saltori	Brazil	2:08:25	+54:21	12:58
60	Imogene Scott	New Zealand	2:09:07	+55:03	13:02
61	Tori Borish	United States	2:09:52	+55:48	13:07
62	Christie Courtnage	South Africa	2:15:19	+1:01:15	13:40
63	Mirja Pavic	Croatia	2:18:34	+1:04:30	13:59
64	Yang Yang	China	2:22:09	+1:08:05	14:21

Plac	Name	Organisation	Time	Diff	Km time
65	Cho Yu Lam	 Hong Kong	2:44:52	+1:30:48	16:39
66	Meri Chkripeska	 F.Y.R. Macedonia	2:45:11	+1:31:07	16:41
67	Jennifer MacKeigan	 Canada	2:51:56	+1:37:52	17:22
68	Yoon sun Cha	 Republic of Korea	3:00:52	+1:46:48	18:16
69	Jessica Paola Barrera Ruiz	 Colombia	4:34:12	+3:20:08	27:41
	Anna Haataja	 Finland	did not finish		
	Elena Roos	 Switzerland	did not finish		

Please report errors in the result list to the organiser.