

## Official results for Relay

Name: Relay

Organiser:  Latvia

Date: 9 August 2018

**Men** 38 starting competitors





 Leg 1 | Leg 2 | Leg 3 | **Total**

Plac	Name	Leg time	Leg pl	Leg diff	Time	Co plac	Diff
1	 <b>Norway</b>				<b>1:47:26</b>		
	1. Hallan Steiwer Gaute	36:33	2		36:33	2	
	2. Eskil Kinneberg	35:40	5		1:12:13	1	-1
	3. Magne Daehli	35:13	5		1:47:26	1	0
2	 <b>Switzerland</b>				<b>1:47:30</b>		+0:04
	1. Florian Howald	37:37	14		37:37	14	
	2. Daniel Hubmann	35:55	7		1:13:32	9	-5
	3. Matthias Kyburz	33:58	2		1:47:30	2	-7
3	 <b>France</b>				<b>1:47:36</b>		+0:10
	1. Nicolas Rio	37:25	12		37:25	12	
	2. Lucas Basset	36:20	9		1:13:45	10	-2
	3. Frederic Tranchand	33:51	1		1:47:36	3	-7
4	 <b>Austria</b>				<b>1:47:43</b>		+0:17
	1. Matthias Groell	39:02	18		39:02	18	
	2. Gernot Ymsen Kerschbaumer	33:50	1		1:12:52	5	-13
	3. Robert Merl	34:51	3		1:47:43	4	-1
5	 <b>Czech Republic</b>				<b>1:48:02</b>		+0:36
	1. Pavel Kubat	37:59	15		37:59	15	
	2. Milos Nykodym	34:56	3		1:12:55	6	-9
	3. Vojtech Kral	35:07	4		1:48:02	5	-1
6	 <b>Great Britain</b>				<b>1:48:03</b>		+0:37
	1. Peter Hodgkinson	36:56	3		36:56	3	
	2. Kristian Jones	35:21	4		1:12:17	2	-1
	3. Ralph Street	35:46	7		1:48:03	6	+4
7	 <b>Finland</b>				<b>1:48:10</b>		+0:44
	1. Aleksii Niemi	37:35	13		37:35	13	
	2. Fredric Portin	34:53	2		1:12:28	3	-10
	3. Miika Kirmula	35:42	6		1:48:10	7	+4
8	 <b>Latvia</b>				<b>1:48:24</b>		+0:58
	1. Andris Jubelis	36:15	1		36:15	1	
	2. Edgars Bertuks	36:18	8		1:12:33	4	+3
	3. Rudolfs Zernis	35:51	8		1:48:24	8	+4
9	 <b>Sweden</b>				<b>1:50:16</b>		+2:50
	1. Jonas Leandersson	37:01	4		37:01	4	
	2. Albin Ridefelt	35:54	6		1:12:55	6	+2
	3. Gustav Bergman	37:21	10		1:50:16	9	+3
10	 <b>Russian Federation</b>				<b>1:52:41</b>		+5:15
	1. Dmitrii Nakonechnyi	37:07	6		37:07	6	
	2. Yury Tambasov	37:44	12		1:14:51	11	+5
	3. Leonid Novikov	37:50	11		1:52:41	10	-1
11	 <b>Ukraine</b>				<b>1:53:06</b>		+5:40
	1. Denys Shcherbakov	37:12	8		37:12	8	
	2. Oleksandr Kratov	39:01	13		1:16:13	12	+4
	3. Ruslan Glibov	36:53	9		1:53:06	11	-1
12	 <b>Denmark</b>				<b>1:56:24</b>		+8:58
	1. Tue Lassen	37:01	4		37:01	4	
	2. Bjoern Cederberg	36:29	11		1:13:30	8	+4
	3. Magnus Dewett	42:54	20		1:56:24	12	+4
13	 <b>Lithuania</b>				<b>1:56:36</b>		+9:10
	1. Vilius Aleliunas	40:05	20		40:05	20	
	2. Jonas Vytautas Gvildys	36:20	9		1:16:25	13	-7

Plac	Name	Leg time	Leg pl	Leg diff	Time	Co plac	Diff
	3. Simonas Krepsta	40:11	16		1:56:36	13 0	+9:10
14	 <b>Spain</b>				<b>1:57:45</b>		<b>+10:19</b>
	1. Antonio Martinez Perez	37:07	6		37:07	6	
	2. Eduardo Gil Marcos	42:19	20		1:19:26	17 +11	
	3. Andreu Blanes	38:19	12		1:57:45	14 -3	+10:19
15	 <b>Estonia</b>				<b>1:59:08</b>		<b>+11:42</b>
	1. Timo Sild	40:13	21		40:13	21	
	2. Lauri Sild	39:37	15		1:19:50	18 -3	
	3. Kenny Kivikas	39:18	14		1:59:08	15 -3	+11:42
16	 <b>Belarus</b>				<b>1:59:15</b>		<b>+11:49</b>
	1. Andrey Salin	37:17	10		37:17	10	
	2. Dmitry Mikhalkin	40:56	19		1:18:13	16 +6	
	3. Aleksei Alekseyonok	41:02	17		1:59:15	16 0	+11:49
17	 <b>New Zealand</b>				<b>2:01:26</b>		<b>+14:00</b>
	1. Tim Robertson	39:00	17		39:00	17	
	2. Matt Ogden	39:08	14		1:18:08	15 -2	
	3. Gene Beveridge	43:18	21		2:01:26	17 +2	+14:00
18	 <b>Australia</b>				<b>2:03:41</b>		<b>+16:15</b>
	1. Henry McNulty	38:00	16		38:00	16	
	2. Matt Doyle	42:53	22		1:20:53	19 +3	
	3. Brodie Nankervis	42:48	19		2:03:41	18 -1	+16:15
19	 <b>Poland</b>				<b>2:03:51</b>		<b>+16:25</b>
	1. Michal Olejnik	37:15	9		37:15	9	
	2. Bartosz Pawlak	39:57	16		1:17:12	14 +5	
	3. Piotr Parfianowicz	46:39	23		2:03:51	19 +5	+16:25
20	 <b>Hungary</b>				<b>2:06:45</b>		<b>+19:19</b>
	1. Levente Tugyi	45:32	28		45:32	28	
	2. Aron Bako	42:39	21		1:28:11	23 -5	
	3. Mate Baumholczer	38:34	13		2:06:45	20 -3	+19:19
21	 <b>Bulgaria</b>				<b>2:06:57</b>		<b>+19:31</b>
	1. Ivan Sirakov	37:24	11		37:24	11	
	2. Ivaylo Kamenarov	44:35	25		1:21:59	20 +9	
	3. Dimitar Zhelyazkov	44:58	22		2:06:57	21 +1	+19:31
22	 <b>Italy</b>				<b>2:08:50</b>		<b>+21:24</b>
	1. Sebastian Inderst	45:31	27		45:31	27	
	2. Riccardo Scalet	43:10	23		1:28:41	25 -2	
	3. Mattia Debertolis	40:09	15		2:08:50	22 -3	+21:24
23	 <b>Germany</b>				<b>2:09:42</b>		<b>+22:16</b>
	1. Moritz Doellgast	41:13	23		41:13	23	
	2. Christoph Prunsche	47:17	27		1:28:30	24 +1	
	3. Colin Kolbe	41:12	18		2:09:42	23 -1	+22:16
24	 <b>Canada</b>				<b>2:19:14</b>		<b>+31:48</b>
	1. Damian Konotopetz	40:55	22		40:55	22	
	2. Will Critchley	47:47	29		1:28:42	26 +4	
	3. Graeme Rennie	50:32	27		2:19:14	24 -2	+31:48
25	 <b>Israel</b>				<b>2:20:32</b>		<b>+33:06</b>
	1. Nitsan Yasur	40:00	19		40:00	19	
	2. Itay Manor	49:41	31		1:29:41	27 +8	
	3. Aram Yakoby	50:51	28		2:20:32	25 -2	+33:06
26	 <b>Japan</b>				<b>2:21:52</b>		<b>+34:26</b>
	1. Wataru Teragauchi	44:12	25		44:12	25	
	2. Katsuya Yuki	48:42	30		1:32:54	28 +3	
	3. Shigeyuki Koizumi	48:58	25		2:21:52	26 -2	+34:26
27	 <b>Slovakia</b>				<b>2:24:56</b>		<b>+37:30</b>
	1. Ondrej Pijak	44:35	26		44:35	26	
	2. Michal Krajcik	40:01	17		1:24:36	22 -4	
	3. Tomas Musinsky	1:00:20	32		2:24:56	27 +5	+37:30
28	 <b>Belgium</b>				<b>2:24:59</b>		<b>+37:33</b>
	1. Tristan Bloemen	45:51	29		45:51	29	
	2. Clement Demeuse	47:38	28		1:33:29	29 0	
	3. Francois Van der Ouderaa	51:30	29		2:24:59	28 -1	+37:33
29	 <b>United States</b>				<b>2:25:56</b>		<b>+38:30</b>

Plac	Name	Leg time	Leg pl	Leg diff	Time	Co plac	Diff
	1. Anton Salmenkyla	50:19	31		50:19	31	
	2. Gregory Ahlswede	43:43	24		1:34:02	30	-1
	3. Eric Bone	51:54	30		2:25:56	29	-1
30	 <b>China</b>				2:27:49		+40:23
	1. Xiaoming Liang	48:28	30		48:28	30	
	2. Xiyuan Liang	51:39	32		1:40:07	32	+2
	3. XiaoMing Liu	47:42	24		2:27:49	30	-2
31	 <b>Portugal</b>				2:31:20		+43:54
	1. Ricardo Esteves Ferreira	44:11	24		44:11	24	
	2. Tiago Cantante Romao	40:13	18		1:24:24	21	-3
	3. Joao Mega Figueiredo	1:06:56	33		2:31:20	31	+10
32	 <b>Turkey</b>				2:47:09		+59:43
	1. Ahmet Kacmaz	52:35	33		52:35	33	
	2. Huzeyfe Sigirci	46:59	26		1:39:34	31	-2
	3. Harun Isler	1:07:35	34		2:47:09	32	+1
33	 <b>Ireland</b>				2:40:38		+53:12
	1. Colm Moran	51:43	32		51:43	32	
	2. Ruairi Short	58:54	34		1:50:37	33	+1
	3. Cillin Corbett	50:01	26		2:40:38	33	0
34	 <b>Kazakhstan</b>				2:51:00		+1:03:34
	1. Dmitriy Adamovich	59:26	34		59:26	34	
	2. Vitaliy Lukashevich	52:02	33		1:51:28	34	0
	3. Zhanbolat Daut	59:32	31		2:51:00	34	0
35	 <b>Hong Kong</b>				3:09:22		+1:21:56
	1. Gerald Yip	59:43	35		59:43	35	
	2. Kin Wai Lee	1:01:18	35		2:01:01	35	0
	3. Wing Chung Tam	1:08:21	35		3:09:22	35	0
36	 <b>Republic of Korea</b>				4:11:17		+2:23:51
	1. Jong Hyun Park	1:32:47	37		1:32:47	37	
	2. Seongbeom Heo	1:30:08	36		3:02:55	37	0
	3. Kwang Woo Lee	1:08:22	36		4:11:17	36	-1
	 <b>Colombia</b>				mispunched		
	1. Heiler Andres Cubides Rocha	1:16:39	36		1:16:39	36	
	2. Juan Carlos Bedoya Obando	1:36:50	37		2:53:29	36	0
	3. Jessica Paola Barrera Ruiz	mispunched			mispunched		
	 <b>Egypt</b>				mispunched		
	1. Mohamed Abd El Baky	mispunched			mispunched		
	2. El Saied Sharaf	did not start			mispunched		
	3. Mohamed Rawy	did not start			mispunched		

**Women** 29 starting competitorsLeg 1 | Leg 2 | Leg 3 | **Total**

Plac	Name	Leg time	Leg pl	Leg diff	Time	Co plac	Diff
1	 <b>Switzerland</b>				1:45:03		
	1. Elena Roos	37:23	1		37:23	1	
	2. Julia Jakob	34:50	3		1:12:13	2	+1
	3. Judith Wyder	32:50	1		1:45:03	1	-1
2	 <b>Sweden</b>				1:45:18		+0:15
	1. Helena Bergman	37:32	2		37:32	2	
	2. Karolin Ohlsson	34:33	2		1:12:05	1	-1
	3. Tove Alexandersson	33:13	3		1:45:18	2	+1
3	 <b>Russian Federation</b>				1:47:20		+2:17
	1. Anastasia Rudnaya	37:42	4		37:42	4	
	2. Tatyana Riabkina	36:44	4		1:14:26	3	-1
	3. Natalia Gemperle	32:54	2		1:47:20	3	0
4	 <b>Norway</b>				1:50:09		+5:06
	1. Kamilla Olaussen	40:35	8		40:35	8	
	2. Marianne Andersen	34:28	1		1:15:03	4	-4
	3. Andrine Benjaminsen	35:06	4		1:50:09	4	0

Plac	Name	Leg time	Leg pl	Leg diff	Time	Co plac	Diff
5	 Finland				1:54:56		+9:53
	1. Sofia Haajanen	37:45	5		37:45	5	
	2. Maija Sianoja	40:31	11		1:18:16	5 0	
	3. Marika Teini	36:40	7		1:54:56	5 0	+9:53
6	 Denmark				1:55:09		+10:06
	1. Amanda Falck Weber	40:53	12		40:53	12	
	2. Caroline Gjotterup	38:26	6		1:19:19	6 -6	
	3. Maja Alm	35:50	5		1:55:09	6 0	+10:06
7	 Latvia				1:56:31		+11:28
	1. Inga Dambe	40:23	7		40:23	7	
	2. Laura Vike	39:36	7		1:19:59	8 +1	
	3. Sandra Grosberga	36:32	6		1:56:31	7 -1	+11:28
8	 Austria				1:58:56		+13:53
	1. Laura Ramstein	40:46	9		40:46	9	
	2. Anja Arbter	39:58	8		1:20:44	9 0	
	3. Ursula Kadan	38:12	8		1:58:56	8 -1	+13:53
9	 Czech Republic				2:02:02		+16:59
	1. Tereza Janosikova	44:42	18		44:42	18	
	2. Vendula Horcickova	38:15	5		1:22:57	10 -8	
	3. Jana Knapova	39:05	10		2:02:02	9 -1	+16:59
10	 Ukraine				2:04:09		+19:06
	1. Kateryna Dzema	40:52	11		40:52	11	
	2. Olena Pitirimova	43:06	14		1:23:58	11 0	
	3. Olha Panchenko	40:11	11		2:04:09	10 -1	+19:06
11	 Lithuania				2:05:55		+20:52
	1. Ausrine Kutkaite	42:30	15		42:30	15	
	2. Indre Valaite	44:42	18		1:27:12	16 +1	
	3. Gabija Razaityte	38:43	9		2:05:55	11 -5	+20:52
12	 Estonia				2:07:43		+22:40
	1. Annika Rihma	37:40	3		37:40	3	
	2. Evely Kaasiku	41:55	12		1:19:35	7 +4	
	3. Marianne Haug	48:08	19		2:07:43	12 +5	+22:40
13	 Bulgaria				2:11:01		+25:58
	1. Iliana Ilieva	42:27	14		42:27	14	
	2. Kristina Ivanova	43:25	16		1:25:52	15 +1	
	3. Liliana Gotseva	45:09	16		2:11:01	13 -2	+25:58
14	 Spain				2:11:15		+26:12
	1. Maria Prieto	45:38	20		45:38	20	
	2. Anna Serrallonga Arques	39:59	9		1:25:37	12 -8	
	3. Violeta Feliciano Sanjuan	45:38	17		2:11:15	14 +2	+26:12
15	 Hungary				2:11:27		+26:24
	1. Virag Weiler	39:39	6		39:39	6	
	2. Regina Bertoti	49:04	20		1:28:43	18 +12	
	3. Zsafia Sarkozy	42:44	14		2:11:27	15 -3	+26:24
16	 Germany				2:15:25		+30:22
	1. Anna Reinhardt	50:05	24		50:05	24	
	2. Paula Starke	43:08	15		1:33:13	19 -5	
	3. Susen Loesch	42:12	13		2:15:25	16 -3	+30:22
17	 Poland				2:17:19		+32:16
	1. Agata Stankiewicz	48:44	23		48:44	23	
	2. Hanna Wisniewska	45:46	19		1:34:30	20 -3	
	3. Aleksandra Hornik	42:49	15		2:17:19	17 -3	+32:16
18	 Australia				2:18:25		+33:22
	1. Krystal Neumann	43:18	17		43:18	17	
	2. Natasha Key	44:38	17		1:27:56	17 0	
	3. Belinda Lawford	50:29	20		2:18:25	18 +1	+33:22
19	 New Zealand				2:20:02		+34:59
	1. Laura Robertson	48:42	22		48:42	22	
	2. Imogene Scott	50:54	22		1:39:36	22 0	
	3. Lizzie Ingham	40:26	12		2:20:02	19 -3	+34:59
20	 Italy				2:21:34		+36:31
	1. Verena Troi	45:36	19		45:36	19	

Plac	Name	Leg time	Leg pl	Leg diff	Time	Co plac	Diff
	2. Carlotta Scalet	40:08	10		1:25:44	13	-6
	3. Francesca Taufer	55:50	23		2:21:34	20	+7
21	<b>United States</b>				<b>2:36:42</b>		<b>+51:39</b>
	1. Alison Crocker	40:49	10		40:49	10	
	2. Tori Borish	55:39	25		1:36:28	21	+11
	3. Amanda Johansson	1:00:14	25		2:36:42	21	0
22	<b>Japan</b>				<b>2:46:52</b>		<b>+1:01:49</b>
	1. Hinako Inage	51:50	25		51:50	25	
	2. Mie Moriai	50:05	21		1:41:55	23	-2
	3. Manami Murata	1:04:57	27		2:46:52	22	-1
23	<b>Turkey</b>				<b>2:35:23</b>		<b>+50:20</b>
	1. Elif Gokce Avci	47:14	21		47:14	21	
	2. Emine Sezgunsay	55:21	24		1:42:35	24	+3
	3. Dudu Erol	52:48	21		2:35:23	23	-1
24	<b>China</b>				<b>2:42:03</b>		<b>+57:00</b>
	1. Jiayi Zheng	55:52	26		55:52	26	
	2. Shuang Long	51:29	23		1:47:21	25	-1
	3. Yang Yang	54:42	22		2:42:03	24	-1
25	<b>Kazakhstan</b>				<b>3:08:05</b>		<b>+1:23:02</b>
	1. Assem Nazyrova	1:08:37	27		1:08:37	27	
	2. Elmira Moldasheva	58:39	27		2:07:16	26	-1
	3. Natalya Chuprikova	1:00:49	26		3:08:05	25	-1
26	<b>Hong Kong</b>				<b>3:22:01</b>		<b>+1:36:58</b>
	1. Cho Yu Lam	1:27:27	28		1:27:27	28	
	2. Hau Wah Brenda Chan	57:32	26		2:24:59	27	-1
	3. Wai Lan Iris Lui	57:02	24		3:22:01	26	-1
	<b>Great Britain</b>				<b>mispunched</b>		
	1. Jo Shepherd	40:56	13		40:56	13	
	2. Megan Carter Davies	mispunched			mispunched		
	3. Catherine Taylor	45:49	18		mispunched		
	<b>Republic of Korea</b>				<b>mispunched</b>		
	1. Anna Jo	mispunched			mispunched		
	2. Mounq sun Hur	mispunched			mispunched		
	3. Yoon sun Cha	1:24:17	28		mispunched		
	<b>France</b>				<b>did not finish</b>		
	1. Maelle Beauvir	43:16	16		43:16	16	
	2. Delphine Poirot	42:33	13		1:25:49	14	-2
	3. Isia Basset	did not start			did not finish		

Please report errors in the result list to the organiser.