







Official results for Nokian Tyres World Orienteering Championships 2019 - Middle final

Name: Middle final

Organisers:  Fredrikstad SK /  Gimle IF /  Halden SK /  Indre Ostfold OK /  Norway /  OK Moss /  Sarpsborg OL /  Trosken IL /  Varteig Orienteringslag

Date: 16 August 2019

Men 6 140 m, 61 starting competitors

Plac	Name	Organisation	Time	Diff	Km time
1	Olav Lundanes	Norway	34:18		5:35
2	Gustav Bergman	Sweden	34:29	+0:11	5:36
3	Magne Daehli	Norway	34:47	+0:29	5:39
4	Emil Svensk	Sweden	34:48	+0:30	5:40
5	Lucas Basset	France	35:20	+1:02	5:45
6	Frederic Tranchand	France	36:09	+1:51	5:53
7	Miika Kirmula	Finland	36:15	+1:57	5:54
8	Florian Howald	Switzerland	36:29	+2:11	5:56
9	Andreas Kyburz	Switzerland	36:37	+2:19	5:57
10	Daniel Hubmann	Switzerland	36:48	+2:30	5:59
11	Ruslan Glibov	Ukraine	36:55	+2:37	6:00
12	Aleksi Niemi	Finland	36:59	+2:41	6:01
13	Timo Sild	Estonia	37:12	+2:54	6:03
14	Vojtech Kral	Czech Republic	37:28	+3:10	6:06
15	Milos Nykodym	Czech Republic	37:53	+3:35	6:10
16	Tue Lassen	Denmark	38:04	+3:46	6:11
17	Gernot Ymsen	Austria	38:19	+4:01	6:14
18	Matthias Kyburz	Switzerland	38:24	+4:06	6:15
19	Ralph Street	Great Britain	38:26	+4:08	6:15
20	Nicolas Rio	France	38:30	+4:12	6:16
21	Konstantin Serebryanitskiy	Russian Federation	38:41	+4:23	6:18
22	Rudolfs Zernis	Latvia	38:45	+4:27	6:18
23	Martin Regborn	Sweden	39:02	+4:44	6:21
24	Bojan Blumenstein	Germany	39:23	+5:05	6:24
25	Topi Syrjalainen	Finland	39:25	+5:07	6:25
26	Pavel Kubat	Czech Republic	39:26	+5:08	6:25
27	Nicolas Simonin	Ireland	39:28	+5:10	6:25
28	Leonid Novikov	Russian Federation	39:51	+5:33	6:29
29	Dmitry Tsvetkov	Russian Federation	40:18	+6:00	6:33
30	Simon Uppill	Australia	40:35	+6:17	6:36
31	Peter Hodgkinson	Great Britain	40:41	+6:23	6:37
32	Jonas Vytautas Gvildys	Lithuania	40:43	+6:25	6:37
33	Michal Olejnik	Poland	40:44	+6:26	6:38
34	Martins Sirmais	Latvia	40:48	+6:30	6:38
35	Oleksandr Kratov	Ukraine	40:55	+6:37	6:39
36	Matthias Groell	Austria	41:29	+7:11	6:45
37	Anton Salmenkyla	United States	42:29	+8:11	6:55

38	Andrey Salin	Belarus	42:33	+8:15	6:55
39	Tim Robertson	New Zealand	42:47	+8:29	6:58
40	Bjoern Cederberg	Denmark	42:49	+8:31	6:58
41	Sebastian Inderst	Italy	42:51	+8:33	6:58
42	Jan Erik Naess	Canada	43:15	+8:57	7:02
43	Henrik Eijsink	Netherlands	43:19	+9:01	7:03
44	Nitsan Yasur	Israel	44:22	+10:04	7:13
45	Ivan Sirakov	Bulgaria	44:30	+10:12	7:14
46	Riccardo Scalet	Italy	44:43	+10:25	7:16
47	Aron Bako	Hungary	44:49	+10:31	7:17
48	Jakub Chupek	Slovakia	45:36	+11:18	7:25
49	Arturs Paulins	Latvia	47:03	+12:45	7:39
50	Mathias Blaise	Belgium	47:28	+13:10	7:43
51	Eduardo Gil Marcos	Spain	47:31	+13:13	7:44
52	Manuel Horta	Portugal	49:45	+15:27	8:06
53	Vasili Fomiciov	Republic of Moldova	49:52	+15:34	8:07
54	Sebastian Ken Baumann	Japan	50:12	+15:54	8:10
55	Matija Razum	Croatia	50:32	+16:14	8:13
56	Ozgur Fettah	Turkey	51:56	+17:38	8:27
57	Simon Stanonik	Slovenia	52:27	+18:09	8:32
58	Pau Llorens Caellas	Spain	53:10	+18:52	8:39
59	Li ZhuoYe	China	53:41	+19:23	8:44
60	Bradley Lund	South Africa	1:00:57	+26:39	9:55
	Csaba Gosswein	Hungary	did not finish		

Women 5 480 m, 60 starting competitors

Plac	Name	Organisation	Time	Diff	Km time
1	Tove Alexandersson	Sweden	38:20		6:59
2	Simona Aebersold	Switzerland	38:25	+0:05	7:00
3	Venla Harju	Finland	40:05	+1:45	7:18
3	Natalia Gemperle	Russian Federation	40:05	+1:45	7:18
5	Anne Margrethe Hausken Nordberg	Norway	40:07	+1:47	7:19
6	Sabine Hauswirth	Switzerland	40:08	+1:48	7:19
7	Lina Strand	Sweden	40:12	+1:52	7:20
8	Denisa Kosova	Czech Republic	40:37	+2:17	7:24
9	Marika Teini	Finland	41:06	+2:46	7:30
10	Cecilie Friberg Klysner	Denmark	41:27	+3:07	7:33
11	Merja Rantanen	Finland	41:37	+3:17	7:35
12	Marianne Andersen	Norway	42:39	+4:19	7:46
13	Anastasia Rudnaya	Russian Federation	42:54	+4:34	7:49
14	Karolin Ohlsson	Sweden	43:00	+4:40	7:50
15	Lenka Mechlova	Czech Republic	43:15	+4:55	7:53
16	Kamilla Olausson	Norway	43:18	+4:58	7:54
17	Isia Basset	France	43:35	+5:15	7:57
18	Svetlana Mironova	Russian Federation	43:54	+5:34	8:00
18	Tatyana Riabkina	Russian Federation	43:54	+5:34	8:00
20	Aleksandra Hornik	Poland	44:05	+5:45	8:02

21	Megan Carter Davies	Great Britain	44:17	+5:57	8:04
22	Saila Kinni	Finland	44:18	+5:58	8:05
23	Gabija Razaityte	Lithuania	44:19	+5:59	8:05
24	Jo Shepherd	Great Britain	44:27	+6:07	8:06
25	Susen Loesch	Germany	44:34	+6:14	8:07
26	Emily Kemp	Canada	44:48	+6:28	8:10
27	Catherine Taylor	Great Britain	45:00	+6:40	8:12
28	Elena Roos	Switzerland	45:04	+6:44	8:13
29	Sandra Grosberga	Latvia	45:25	+7:05	8:17
30	Vendula Horcickova	Czech Republic	46:12	+7:52	8:25
31	Anna Serrallonga Arques	Spain	46:25	+8:05	8:28
32	Evely Kaasiku	Estonia	46:47	+8:27	8:32
33	Liga Valdmane	Latvia	47:03	+8:43	8:35
34	Hanna Wisniewska	Poland	47:16	+8:56	8:37
35	Caroline Gjotterup	Denmark	47:22	+9:02	8:38
36	Ursula Kadan	Austria	47:42	+9:22	8:42
37	Laura Vike	Latvia	48:43	+10:23	8:53
38	Miri Thrane Oedum	Denmark	49:13	+10:53	8:58
38	Lizzie Ingham	New Zealand	49:13	+10:53	8:58
40	Olha Panchenko	Ukraine	49:17	+10:57	8:59
41	Zsofia Sarkozy	Hungary	49:49	+11:29	9:05
42	Krystal Neumann	Australia	50:18	+11:58	9:10
43	Galina Ribediuc	Republic of Moldova	51:15	+12:55	9:21
44	Laura Joonas	Estonia	51:22	+13:02	9:22
45	Kristina Yakubkina	Belarus	51:34	+13:14	9:24
46	Florence Hanauer	France	52:06	+13:46	9:30
47	Bridget Anderson	Australia	54:43	+16:23	9:59
48	Liliana Gotseva	Bulgaria	55:11	+16:51	10:04
49	Asne Skram Troemborg	United States	55:47	+17:27	10:10
50	Verena Troi	Italy	55:49	+17:29	10:11
51	Fanny Tilkin	Belgium	59:40	+21:20	10:53
52	Andra Cecilia Anghel	Romania	1:01:20	+23:00	11:11
53	Mirja Pavic	Croatia	1:03:53	+25:33	11:39
54	Aoife McCavana	Ireland	1:07:26	+29:06	12:18
55	Meri Chkripeska	North Macedonia	1:08:28	+30:08	12:29
56	Mie Moriai	Japan	1:09:34	+31:14	12:41
57	Xueqin Yang	China	1:10:26	+32:06	12:51
58	Dragana Dokmanovic	Serbia	1:14:41	+36:21	13:37
59	Filipa Rodrigues	Portugal	1:15:06	+36:46	13:42
	Elif Gokce Avci	Turkey	mispunched		

Please report errors in the result list to the organiser.