







# Official results for Nokian Tyres World Orienteering Championships 2019 - Long

Name: Long

Organisers:  Fredrikstad SK /  Gimle IF /  Halden SK /  Indre Ostfold OK /  Norway /  OK Moss /  Sarpsborg OL /  Trosken IL /  Varteig Orienteringslag

Date: 14 August 2019

**Men** 16 630 m, 78 starting competitors

Plac	Name	Organisation	Time	Diff	Km time
1	Olav Lundanes	Norway	1:30:09		5:25
2	Kasper Fosser	Norway	1:31:48	+1:39	5:31
3	Daniel Hubmann	Switzerland	1:33:07	+2:58	5:35
4	Matthias Kyburz	Switzerland	1:33:10	+3:01	5:36
5	Ruslan Glibov	Ukraine	1:33:24	+3:15	5:36
6	Magne Daehli	Norway	1:35:37	+5:28	5:44
7	Vojtech Kral	Czech Republic	1:36:03	+5:54	5:46
8	Albin Ridefelt	Sweden	1:36:11	+6:02	5:47
9	Gernot Ymsen	Austria	1:36:22	+6:13	5:47
10	Frederic Tranchand	France	1:36:28	+6:19	5:48
11	Martin Hubmann	Switzerland	1:36:45	+6:36	5:49
12	Gustav Bergman	Sweden	1:36:46	+6:37	5:49
13	Emil Svensk	Sweden	1:37:43	+7:34	5:52
14	Elias Kuukka	Finland	1:37:47	+7:38	5:52
15	Timo Sild	Estonia	1:39:14	+9:05	5:58
16	Miika Kirmula	Finland	1:39:55	+9:46	6:00
17	Rudolfs Zernis	Latvia	1:40:40	+10:31	6:03
18	Robert Merl	Austria	1:41:42	+11:33	6:06
19	Jonas Vytautas Gvildys	Lithuania	1:42:14	+12:05	6:08
20	Hector Haines	Great Britain	1:42:16	+12:07	6:08
21	Graham Gristwood	Great Britain	1:42:59	+12:50	6:11
22	Jon Aukrust Osmoen	Norway	1:43:15	+13:06	6:12
23	Pavel Kubat	Czech Republic	1:43:41	+13:32	6:14
24	Denys Shcherbakov	Ukraine	1:45:07	+14:58	6:19
25	Marek Minar	Czech Republic	1:46:03	+15:54	6:22
26	Bojan Blumenstein	Germany	1:46:07	+15:58	6:22
27	Kenny Kivikas	Estonia	1:46:40	+16:31	6:24
28	Konstantin Serebryanitskiy	Russian Federation	1:48:08	+17:59	6:30
28	Michal Olejnik	Poland	1:48:08	+17:59	6:30
30	Toby Scott	New Zealand	1:48:38	+18:29	6:31
31	Mathieu Perrin	France	1:48:54	+18:45	6:32
32	Arturs Paulins	Latvia	1:50:06	+19:57	6:37
33	Emil Oebro	Denmark	1:50:25	+20:16	6:38
34	Gene Beveridge	New Zealand	1:52:00	+21:51	6:44
35	Dmitry Tsvetkov	Russian Federation	1:52:13	+22:04	6:44
36	Leonid Novikov	Russian Federation	1:53:22	+23:13	6:49
37	Kuba Dragowski	Poland	1:53:28	+23:19	6:49

38	Artem Panchenko	Ukraine	1:54:25	+24:16	6:52
39	Henry McNulty	Australia	1:55:17	+25:08	6:55
40	Marc Serrallonga Arques	Spain	1:55:36	+25:27	6:57
41	Krisztian Liszka	Hungary	1:55:53	+25:44	6:58
42	Vytautas Beliusas	Lithuania	1:56:28	+26:19	7:00
43	Sebastian Inderst	Italy	1:56:53	+26:44	7:01
44	Aleksei Alekseyonok	Belarus	1:56:54	+26:45	7:01
45	Henrik Eijsink	Netherlands	1:57:00	+26:51	7:02
46	Heino Ollin	Estonia	1:57:14	+27:05	7:02
47	Andrey Salin	Belarus	1:58:20	+28:11	7:06
48	Aron Bako	Hungary	1:58:58	+28:49	7:09
49	Boyan Ivandjikov	Bulgaria	2:00:29	+30:20	7:14
50	Brodie Nankervis	Australia	2:00:37	+30:28	7:15
51	Manuel Horta	Portugal	2:02:03	+31:54	7:20
52	Ivaylo Kamenarov	Bulgaria	2:02:41	+32:32	7:22
53	Ironir Ev	Brazil	2:02:55	+32:46	7:23
54	Vincent Coupat	France	2:02:59	+32:50	7:23
55	Alexandru Blejdea	Romania	2:03:13	+33:04	7:24
56	Benjamin Anciaux	Belgium	2:03:51	+33:42	7:26
57	Michal Krajcik	Slovakia	2:05:03	+34:54	7:31
58	Ruairi Short	Ireland	2:05:29	+35:20	7:32
59	Morten Jorgensen	United States	2:07:18	+37:09	7:39
60	Jordan Laughlin	United States	2:09:10	+39:01	7:46
61	Dusan Slama	Slovakia	2:09:54	+39:45	7:48
62	Cameron de Lisle	New Zealand	2:10:30	+40:21	7:50
63	Itay Manor	Israel	2:10:49	+40:40	7:51
64	Matija Razum	Croatia	2:11:56	+41:47	7:56
65	Ivan Fomiciov	Republic of Moldova	2:16:00	+45:51	8:10
66	Simon Stanonik	Slovenia	2:16:18	+46:09	8:11
67	Itsuki Ito	Japan	2:19:01	+48:52	8:21
68	Will Critchley	Canada	2:24:39	+54:30	8:41
69	Claudinei Nitsch	Brazil	2:30:28	+1:00:19	9:02
70	Cansel Sarac	Turkey	2:33:05	+1:02:56	9:12
71	Bradley Lund	South Africa	2:36:28	+1:06:19	9:24
72	Tang JianDa	China	2:41:12	+1:11:03	9:41
73	Gerald Yip	Hong Kong	2:57:35	+1:27:26	10:40
74	Santiago Isaza Hurtado	Colombia	3:11:56	+1:41:47	11:32
75	Gerardo Garcia	Argentina	3:16:05	+1:45:56	11:47
76	Geun Hee Hong	Republic of Korea	3:22:34	+1:52:25	12:10
	Nicolas Kourtellis	Cyprus	did not finish		
	Eduardo Gil Marcos	Spain	did not finish		

## Women 11 690 m, 69 starting competitors

Plac	Name	Organisation	Time	Diff	Km time
1	Tove Alexandersson	Sweden	1:09:00		5:54
2	Lina Strand	Sweden	1:15:16	+6:16	6:26
3	Simona Aebersold	Switzerland	1:15:50	+6:50	6:29

4	Marika Teini	Finland	1:16:02	+7:02	6:30
5	Sabine Hauswirth	Switzerland	1:18:26	+9:26	6:42
6	Venla Harju	Finland	1:19:14	+10:14	6:46
6	Karolin Ohlsson	Sweden	1:19:14	+10:14	6:46
8	Julia Jakob	Switzerland	1:19:54	+10:54	6:50
9	Anastasia Rudnaya	Russian Federation	1:20:25	+11:25	6:52
9	Sara Hagstrom	Sweden	1:20:25	+11:25	6:52
11	Natalia Gemperle	Russian Federation	1:21:10	+12:10	6:56
12	Vendula Horcickova	Czech Republic	1:21:25	+12:25	6:57
13	Kamilla Olausen	Norway	1:21:34	+12:34	6:58
14	Svetlana Mironova	Russian Federation	1:21:42	+12:42	6:59
15	Marianne Andersen	Norway	1:21:59	+12:59	7:00
16	Denisa Kosova	Czech Republic	1:22:07	+13:07	7:01
17	Merja Rantanen	Finland	1:24:27	+15:27	7:13
18	Miri Thrane Oedum	Denmark	1:24:38	+15:38	7:14
19	Susen Loesch	Germany	1:24:52	+15:52	7:15
20	Ursula Kadan	Austria	1:26:24	+17:24	7:23
21	Jo Shepherd	Great Britain	1:26:51	+17:51	7:25
22	Evely Kaasiku	Estonia	1:27:43	+18:43	7:30
23	Anna Serrallonga Arques	Spain	1:28:23	+19:23	7:33
24	Sandra Grosberga	Latvia	1:28:24	+19:24	7:33
25	Lizzie Ingham	New Zealand	1:28:54	+19:54	7:36
26	Annika Rihma	Estonia	1:29:12	+20:12	7:37
27	Andrine Benjaminsen	Norway	1:29:24	+20:24	7:38
28	Isia Basset	France	1:30:19	+21:19	7:43
29	Lenka Mechlova	Czech Republic	1:31:03	+22:03	7:47
30	Aleksandra Hornik	Poland	1:31:43	+22:43	7:50
31	Gabija Razaityte	Lithuania	1:31:50	+22:50	7:51
32	Olha Panchenko	Ukraine	1:32:00	+23:00	7:52
33	Hanna Wisniewska	Poland	1:32:23	+23:23	7:54
34	Line Cederberg	Denmark	1:32:35	+23:35	7:55
35	Liga Valdmane	Latvia	1:32:54	+23:54	7:56
36	Charlotte Watson	Great Britain	1:33:06	+24:06	7:57
37	Galina Ribediuc	Republic of Moldova	1:34:07	+25:07	8:03
38	Birte Friedrichs	Germany	1:35:48	+26:48	8:11
39	Anna Nilsson Simkovics	Austria	1:35:49	+26:49	8:11
40	Zsofia Sarkozy	Hungary	1:37:18	+28:18	8:19
41	Alison Crocker	United States	1:37:27	+28:27	8:20
42	Verena Troi	Italy	1:38:34	+29:34	8:25
43	Kaste Rutkauskaitė	Lithuania	1:39:38	+30:38	8:31
44	Nicole Scalet	Italy	1:40:19	+31:19	8:34
45	Aislinn Prendergast	Australia	1:41:03	+32:03	8:38
46	Liliana Gotseva	Bulgaria	1:41:23	+32:23	8:40
47	Krystal Neumann	Australia	1:44:07	+35:07	8:54
48	Kristina Yakubkina	Belarus	1:45:03	+36:03	8:59
49	Cecile Foltzer	France	1:45:35	+36:35	9:01
50	Olena Pitirimova	Ukraine	1:45:48	+36:48	9:03
51	Fanny Tilkin	Belgium	1:48:37	+39:37	9:17
52	Andreya Dyaksova	Bulgaria	1:48:42	+39:42	9:17

53	Hinako Inage	Japan	1:50:46	+41:46	9:28
54	Violeta Feliciano Sanjuan	Spain	1:51:27	+42:27	9:32
55	Signe Sirma	Latvia	1:52:40	+43:40	9:38
56	Greta Knarston	New Zealand	1:55:04	+46:04	9:50
57	Julia Goldmann	Hungary	1:56:06	+47:06	9:55
58	Andra Cecilia Anghel	Romania	1:59:10	+50:10	10:11
59	Niamh Corbett	Ireland	2:02:19	+53:19	10:27
60	Mirja Pavic	Croatia	2:08:02	+59:02	10:57
61	Jiayi Zheng	China	2:09:53	+1:00:53	11:06
62	Sydney Fisher	United States	2:10:51	+1:01:51	11:11
63	Wai Lan Iris Lui	Hong Kong	2:20:21	+1:11:21	12:00
64	Edineia Roniak dos Santos	Brazil	2:31:01	+1:22:01	12:55
65	Yoon sun Cha	Republic of Korea	2:54:34	+1:45:34	14:55
	Raquel Arendt	Brazil	mispunched		
	Filipa Rodrigues	Portugal	mispunched		
	Dragana Dokmanovic	Serbia	did not finish		
	Elif Gokce Avci	Turkey	did not finish		
	Angie Hurtado Rojas	Colombia	did not start		
	Emma Waddington	Canada	did not start		

Please report errors in the result list to the organiser.