

Official results for Junior World Orienteering Championships 2019 - Middle qualification

Name: Middle qualification

Organisers:  Denmark /  OK Pan Aarhus /  Silkeborg OK





























Date: 10 July 2019

W20-1 3 275 m, 53 starting competitors

Plac	Name	Organisation	Time	Diff	Km time	FH
1	Fiona Bunn	 GBR	24:56		7:36	A
2	Teele Telgma	 EST	25:05	+0:09	7:39	A
3	Grace Molloy	 GBR	25:18	+0:22	7:43	A
4	Eliane Deininger	 SUI	25:33	+0:37	7:48	A
5	Tara Melhuish	 AUS	25:36	+0:40	7:49	A
6	Lise Termansen	 DEN	25:45	+0:49	7:51	A
7	Hanna Lundberg	 SWE	26:08	+1:12	7:58	A
8	Alina Palcau	 FRA	26:28	+1:32	8:04	A
9	Johanna Kaellvik Leufven	 SWE	26:36	+1:40	8:07	A
10	Victoria Haestad Bjornstad	 NOR	27:10	+2:14	8:17	A
11	Andreya Dyaksova	 BUL	28:03	+3:07	8:33	A
12	Melina Lahdenpera	 FIN	28:04	+3:08	8:34	A
13	Ugne Liegute	 LTU	28:19	+3:23	8:38	A
14	Hedvig Valbjorn Gydesen	 DEN	28:25	+3:29	8:40	A
15	Synne Strand	 NOR	28:52	+3:56	8:48	A
16	Elisa Mattila	 FIN	28:54	+3:58	8:49	A
17	Elza Kuze	 LAT	29:15	+4:19	8:55	A
18	Daria Panchenko	 RUS	29:26	+4:30	8:59	A
19	Siri Nyfeler	 SUI	29:31	+4:35	9:00	A
20	Irina Lazareva	 RUS	29:49	+4:53	9:06	A
21	Dominika Mero	 HUN	29:52	+4:56	9:07	B
22	Nikola Thynova	 CZE	29:53	+4:57	9:07	B
23	Siri Christopherson	 USA	30:36	+5:40	9:20	B
24	Marie Maier	 AUT	31:20	+6:24	9:34	B
25	Dorota Smelikova	 SVK	31:34	+6:38	9:38	B
26	Zeynep Ocak	 TUR	31:45	+6:49	9:41	B
27	Fanny Thonier	 FRA	31:59	+7:03	9:45	B
28	Katerina Grycova	 CZE	32:25	+7:29	9:53	B
29	Marisol Hunter	 NZL	32:45	+7:49	10:00	B
30	Maria Deptulska	 POL	33:00	+8:04	10:04	B
31	Magda Cigle	 LAT	33:01	+8:05	10:04	B
32	Ylvi Kastner	 AUT	33:53	+8:57	10:20	B
33	Olha Hupalo	 UKR	34:01	+9:05	10:23	B
34	Hannah Haensel	 GER	35:34	+10:38	10:51	B
35	Ana Isabel Toledo Navarro	 ESP	35:50	+10:54	10:56	B
36	Olga Tomashava	 BLR	36:02	+11:06	11:00	B
37	Caroline Pigerre	 AUS	36:08	+11:12	11:01	B
38	Georgia Skelton	 NZL	36:16	+11:20	11:04	B

39	Emily Sorensen	 IRL	37:01	+12:05	11:18	B
40	Timea Virag	 ROU	37:54	+12:58	11:34	B
41	Betul Esner	 TUR	39:42	+14:46	12:07	C
42	Kirsten Mayland	 USA	40:54	+15:58	12:29	C
43	Gaelle Fronhoffs	 BEL	42:42	+17:46	13:02	C
44	Sianna Dorsey	 CAN	45:24	+20:28	13:51	C
45	Mizuho Katori	 JPN	45:39	+20:43	13:56	C
46	Paula Pavlin	 CRO	50:06	+25:10	15:17	C
47	Tara Doherty	 CAN	52:37	+27:41	16:03	C
48	Thalia Cristine Natalli	 BRA	1:15:30	+50:34	23:03	C
49	Yi Shan Wong	 HKG	1:21:00	+56:04	24:43	C
50	Larissa Monteiro Matos	 BRA	1:26:28	+1:01:32	26:24	C
51	Eman Magdy	 EGY	1:48:31	+1:23:35	33:08	C
	Hana Ochiai	 JPN	mispunched			C
	Clodagh Moran	 IRL	mispunched			C
	Caterina Dallera	 ITA	did not start			C




























W20-2 3 275 m, 52 starting competitors

Plac	Name	Organisation	Time	Diff	Km time	FH
1	Tereza Janosikova	 CZE	22:47		6:57	A
2	Agnes Kracht	 DEN	23:29	+0:42	7:10	A
3	Elena Pezzati	 SUI	24:09	+1:22	7:22	A
4	Vanda Vekony	 HUN	24:17	+1:30	7:24	A
5	Annika Simonsen	 DEN	24:35	+1:48	7:30	A
6	Adrianna Biederman	 POL	24:48	+2:01	7:34	A
6	Veronika Kalinina	 RUS	24:48	+2:01	7:34	A
8	Isa Envall	 SWE	25:05	+2:18	7:39	A
9	Anna Kopecka	 CZE	25:24	+2:37	7:45	A
10	Cecile Calandry	 FRA	26:04	+3:17	7:57	A
11	Zsofia Sarkozy	 HUN	26:34	+3:47	8:06	A
12	Ines Pozo Prada	 ESP	26:48	+4:01	8:10	A
13	Jasmina Gassner	 AUT	26:49	+4:02	8:11	A
14	Eilidh Campbell	 GBR	27:17	+4:30	8:19	A
15	Ida Haapala	 FIN	27:22	+4:35	8:21	A
16	Feia Tsyvilska	 UKR	27:43	+4:56	8:27	A
17	Maya Kastner	 AUT	27:44	+4:57	8:28	A
18	Evangelina Dyaksova	 BUL	28:01	+5:14	8:33	A
19	Kristel Koivo	 EST	28:31	+5:44	8:42	A
19	Alva Sonesson	 SWE	28:31	+5:44	8:42	A
21	Elizaveta Rastegaeva	 RUS	28:41	+5:54	8:45	B
22	Anu Tuomisto	 FIN	29:09	+6:22	8:54	B
23	Megan Keith	 GBR	29:19	+6:32	8:57	B
24	Briana Steven	 NZL	29:54	+7:07	9:07	B
25	Luboslava Weissova	 SVK	30:34	+7:47	9:20	B
26	Migle Susinskaite	 LTU	30:35	+7:48	9:20	B
27	Idun Kristine Felde Olaussen	 NOR	30:40	+7:53	9:21	B
28	Ane Dyrkorn	 NOR	30:41	+7:54	9:22	B

29	Eadaoin McCavana	IRL	31:05	+8:18	9:29	B
30	Tereza Smelikova	SVK	32:03	+9:16	9:47	B
31	Olga Jerkovic Peric	CRO	32:11	+9:24	9:49	B
32	Vilma Alberinga	LAT	32:32	+9:45	9:56	B
33	Joanna George	AUS	32:55	+10:08	10:03	B
34	Erica Ceresa	ITA	33:04	+10:17	10:05	B
35	Yana Volkova	BLR	33:41	+10:54	10:17	B
36	Caroline Sandbo	USA	34:48	+12:01	10:37	B
37	Lina Buchberger	GER	35:15	+12:28	10:45	B
38	Valeria Nadrag	MDA	36:09	+13:22	11:02	B
39	Sandrine Defraigne	BEL	36:43	+13:56	11:12	B
40	Marine Sillien	BEL	38:44	+15:57	11:49	B
41	Sumeyra Gokcul	TUR	39:30	+16:43	12:03	C
42	Kaia Joergensen	NZL	40:19	+17:32	12:18	C
43	Keeya Corbett	CAN	40:20	+17:33	12:18	C
44	Diana Aleksieva	USA	40:45	+17:58	12:26	C
45	Ozge Bozca	TUR	44:23	+21:36	13:33	C
46	Emer Perkins	IRL	48:10	+25:23	14:42	C
47	Kailani Ecke dos Santos	BRA	48:24	+25:37	14:46	C
48	Yuki Oguri	JPN	49:56	+27:09	15:14	C
49	Suzune Kotajima	JPN	1:05:57	+43:10	20:08	C
50	Julia Beltrao Nunes Dutra de Oliveira	BRA	1:07:33	+44:46	20:37	C
	Omnia Said	EGY		mispunched		C
	Ella Cuthbert	AUS		did not finish		C
	Eline Gemperle	SUI		did not start		C

W20-3 3 350 m, 53 starting competitors




Plac	Name	Organisation	Time	Diff	Km time	FH
1	Barbora Chaloupska	CZE	24:31		7:19	A
2	Ida Oebro	DEN	25:18	+0:47	7:33	A
3	Tilda Ostberg	SWE	26:37	+2:06	7:56	A
4	Csilla Gardonyi	HUN	26:52	+2:21	8:01	A
5	Inka Nurminen	FIN	26:58	+2:27	8:02	A
6	Julia Doubson	USA	27:03	+2:32	8:04	A
7	Yasna Petrova	BUL	27:18	+2:47	8:08	A
8	Signe Sirma	LAT	27:21	+2:50	8:09	A
9	Siiri Silvennoinen	FIN	27:55	+3:24	8:20	A
10	Ella Olsson	SWE	27:56	+3:25	8:20	A
11	Agnieszka Cych	POL	28:04	+3:33	8:22	A
12	Eliska Sieglova	CZE	28:05	+3:34	8:22	A
13	Kristina Smirnova	RUS	28:20	+3:49	8:27	A
14	Elisa Bertozzi	SUI	28:23	+3:52	8:28	A
15	Katie CoryWright	NZL	28:34	+4:03	8:31	A
16	Ann Charlotte Spangenberg	GER	28:53	+4:22	8:37	A
17	Eliza Ozola	LAT	29:02	+4:31	8:40	A
18	Anine Lome	NOR	29:53	+5:22	8:55	A

19	Judita Traubaite	 LTU	30:16	+5:45	9:02	A
20	Hanne Vassend	 NOR	30:33	+6:02	9:07	A
21	Mathilde Smedegaard Madsen	 DEN	30:55	+6:24	9:13	B
22	Mikayla Cooper	 AUS	30:56	+6:25	9:14	B
23	Tifenn Moulet	 FRA	31:07	+6:36	9:17	B
24	Siri Suter	 SUI	31:13	+6:42	9:19	B
25	Tina Tiefenboeck	 AUT	31:22	+6:51	9:21	B
26	Laurence Defraigne	 BEL	31:28	+6:57	9:23	B
27	Tereza Miklusova	 SVK	31:42	+7:11	9:27	B
28	Polina Surkova	 UKR	32:19	+7:48	9:38	B
29	Rachel May	 CAN	33:01	+8:30	9:51	B
30	Anastasiya Grigoreva	 RUS	33:41	+9:10	10:03	B
31	Niamh Hunter	 GBR	33:52	+9:21	10:06	B
32	Ems De Smul	 BEL	34:43	+10:12	10:21	B
33	Bridget Hall	 USA	35:17	+10:46	10:31	B
34	Ana Tisljar	 CRO	35:42	+11:11	10:39	B
35	Viktorija Drazdauskaite	 LTU	36:16	+11:45	10:49	B
36	Alice Selem	 ITA	36:21	+11:50	10:51	B
37	Katarzyna Ciesiolka	 POL	37:06	+12:35	11:04	B
38	Tamara Miklusova	 SVK	37:40	+13:09	11:14	B
39	Elena Marti Barclay	 ESP	37:51	+13:20	11:17	B
40	Tegan Knightbridge	 NZL	38:04	+13:33	11:21	B
41	Ozlem Zirek	 TUR	38:45	+14:14	11:34	C
42	Ying Yau Chu	 HKG	39:30	+14:59	11:47	C
43	Fumika Sera	 JPN	39:38	+15:07	11:49	C
44	Hilal Arslan	 TUR	41:51	+17:20	12:29	C
45	Helena Lima	 POR	46:06	+21:35	13:45	C
46	Brittany Pan	 CAN	48:05	+23:34	14:21	C
47	Lorely Korvel	 EST	49:07	+24:36	14:39	C
48	Yu Abe	 JPN	49:17	+24:46	14:42	C
49	Ciara Silby	 IRL	58:46	+34:15	17:32	C
50	Geovanna Teles Cordeiro Mineiro	 BRA	59:53	+35:22	17:52	C
51	Rafaela Souza Liborio Petersen	 BRA	1:15:07	+50:36	22:25	C
	Laura King	 GBR	mispunched			C
	Caitlin Young	 AUS	mispunched			C

M20-1 4 025 m, 58 starting competitors

Plac	Name	Organisation	Time	Diff	Km time	FH
1	Kasper Fosser	 NOR	21:59		5:27	A
2	Guilhem Elias	 FRA	22:38	+0:39	5:37	A
3	Aaro Aho	 FIN	22:58	+0:59	5:42	A
4	Chamuel Zbinden	 SUI	22:59	+1:00	5:42	A
5	Axel Granqvist	 SWE	23:31	+1:32	5:50	A
6	Alastair Thomas	 GBR	23:35	+1:36	5:51	A
7	Erik Herne	 SWE	23:58	+1:59	5:57	A
8	Fabian Aebersold	 SUI	24:00	+2:01	5:57	A

9	Elias Jonsson	 NOR	24:24	+2:25	6:03	A
10	Mihaly Ormay	 HUN	24:25	+2:26	6:03	A
11	Quentin Andrieux	 FRA	25:02	+3:03	6:13	A
12	Jan Gajda	 CZE	25:12	+3:13	6:15	A
13	Thomas Laraia	 USA	25:23	+3:24	6:18	A
14	Jakub Chupek	 SVK	25:29	+3:30	6:19	A
15	Samuli Peltola	 FIN	25:32	+3:33	6:20	A
16	Malthe Poulsen	 DEN	25:50	+3:51	6:25	A
16	Andres Room	 EST	25:50	+3:51	6:25	A
18	Ilgvars Caune	 LAT	26:02	+4:03	6:28	A
19	Joseph Lynch	 NZL	26:23	+4:24	6:33	A
20	Pranas Germanavicius	 LTU	26:24	+4:25	6:33	A
21	Mikkel Holm Nielsen	 DEN	26:28	+4:29	6:34	B
22	Damiano Bettega	 ITA	26:29	+4:30	6:34	B
22	Alastair George	 AUS	26:29	+4:30	6:34	B
24	Zac Hudd	 GBR	26:34	+4:35	6:36	B
25	Lukas Novak	 AUT	26:46	+4:47	6:39	B
26	Kurtis Shuker	 NZL	26:52	+4:53	6:40	B
27	Jan Rusin	 CZE	26:53	+4:54	6:40	B
28	Georg Groell	 AUT	27:04	+5:05	6:43	B
29	Cedrk Klein	 GER	27:17	+5:18	6:46	B
30	Zoltan Bujdosó	 HUN	27:39	+5:40	6:52	B
31	Valentyn Yarosh	 UKR	27:43	+5:44	6:53	B
32	Denis Remezov	 RUS	27:56	+5:57	6:56	B
33	Juan Sanz	 ESP	28:23	+6:24	7:03	B
34	Lievin Crefcoeur	 BEL	28:37	+6:38	7:06	B
35	Martin Scheuermann	 GER	28:56	+6:57	7:11	B
36	Dzmitry Papou	 BLR	29:30	+7:31	7:19	B
37	Matus Simo	 SVK	29:34	+7:35	7:20	B
38	Konrad Plociennik	 POL	30:24	+8:25	7:33	B
39	Matan Ivri	 ISR	30:42	+8:43	7:37	B
40	Sela Zamir	 ISR	31:33	+9:34	7:50	B
41	Samet Kossek	 TUR	32:13	+10:14	8:00	C
42	Yosuke Oishi	 JPN	33:07	+11:08	8:13	C
43	Veselin Shterev	 BUL	33:42	+11:43	8:22	C
44	Csongor Szikszai	 ROU	34:02	+12:03	8:27	C
45	Noah Poland	 AUS	34:38	+12:39	8:36	C
46	Aurelien Van Aerschot	 BEL	34:52	+12:53	8:39	C
47	Kalender Metehan Kaya	 TUR	35:53	+13:54	8:54	C
48	Graeme Farrand	 CAN	45:33	+23:34	11:19	C
49	Ho Yin Chung	 HKG	46:30	+24:31	11:33	C
50	Ryno Grove	 RSA	46:33	+24:34	11:33	C
51	Joao Vitor Trogildo Foresti	 BRA	52:33	+30:34	13:03	C
52	Larri Gabriel Hermes Lemes	 BRA	56:11	+34:12	13:57	C
	Abd el Rahman Ebrahiem	 EGY	mispunched			C
	Daniil Botygin	 RUS	mispunched			C
	Anthony Riley	 USA	mispunched			C
	Jan Gobec	 CRO	mispunched			C

























Dusan Markovic	 SRB	mispunched	C
Satoshi Kaneko	 JPN	mispunched	C
Tomas Lima	 POR	did not start	C

M20-2 4 000 m, 59 starting competitors

Plac	Name	Organisation	Time	Diff	Km time	FH
1	Aston Key	 AUS	21:42		5:25	A
2	Andreas Bock Bjoernsen	 DEN	22:25	+0:43	5:36	A
3	Jorgen Baklid	 NOR	22:49	+1:07	5:42	A
4	Viktor Svensk	 SWE	23:03	+1:21	5:45	A
5	Einar Melsom	 NOR	23:27	+1:45	5:51	A
6	Quentin Moulet	 FRA	24:09	+2:27	6:02	A
6	Mikko Eerola	 FIN	24:09	+2:27	6:02	A
8	Alexey Korovin	 RUS	24:11	+2:29	6:02	A
9	Vit Horcicka	 CZE	24:26	+2:44	6:06	A
10	Guilhem Haberkorn	 FRA	24:33	+2:51	6:08	A
11	Nicola Mueller	 SUI	24:34	+2:52	6:08	A
12	Christian Michelsen	 CAN	24:48	+3:06	6:12	A
12	Rihards Kruminis	 LAT	24:48	+3:06	6:12	A
14	Reto Egger	 SUI	24:58	+3:16	6:14	A
15	Riccardo Casanova	 GER	25:20	+3:38	6:20	A
16	Will Tidswell	 NZL	25:23	+3:41	6:20	A
17	Kaarel Vesilind	 EST	25:25	+3:43	6:21	A
18	Freddie Carcas	 GBR	25:41	+3:59	6:25	A
18	Mads Skaug	 DEN	25:41	+3:59	6:25	A
18	Mikolaj Krawczynski	 POL	25:41	+3:59	6:25	A
21	Dante Afnan	 AUS	26:06	+4:24	6:31	B
22	Arttu Lindqvist	 FIN	26:13	+4:31	6:33	B
23	Ondrej Hlavac	 CZE	26:22	+4:40	6:35	B
24	Vladimir Kabysh	 MDA	26:26	+4:44	6:36	B
25	Samuel Pihlstrom	 SWE	26:30	+4:48	6:37	B
26	Anton Lukashevich	 RUS	26:32	+4:50	6:38	B
27	Erik Scheuermann	 GER	26:34	+4:52	6:38	B
27	Petar Borisov	 BUL	26:34	+4:52	6:38	B
29	Erik Kalman	 HUN	26:49	+5:07	6:42	B
30	David Rojas	 ESP	26:51	+5:09	6:42	B
31	Tobias Goldschmidt	 SVK	26:59	+5:17	6:44	B
32	Medard Feder	 SVK	27:07	+5:25	6:46	B
33	David Runde	 USA	27:16	+5:34	6:49	B
34	Max Griffiths	 NZL	27:39	+5:57	6:54	B
35	Peter Molloy	 GBR	28:10	+6:28	7:02	B
36	Cedric Amerijckx	 BEL	28:20	+6:38	7:05	B
37	Clemens Wolfram	 AUT	28:23	+6:41	7:05	B
38	Rokas Barauskas	 LTU	28:27	+6:45	7:06	B
38	Adrian Vartia	 USA	28:27	+6:45	7:06	B
40	Hando Allmann	 EST	28:49	+7:07	7:12	B
41	Lukas Patscheider	 ITA	29:20	+7:38	7:20	C

42	Augusts Velde	 LTU	29:26	+7:44	7:21	C
43	Lorand Vigh	 ROU	29:39	+7:57	7:24	C
44	Rotem Yogev	 ISR	29:47	+8:05	7:26	C
45	Mykyta Zviahin	 UKR	29:56	+8:14	7:29	C
46	Aleksandar Ivanov	 BUL	30:41	+8:59	7:40	C
47	Tamas Barany	 HUN	31:01	+9:19	7:45	C
48	Kenichiro Terashima	 JPN	32:19	+10:37	8:04	C
49	Cheuk Wang Wong	 HKG	32:38	+10:56	8:09	C
50	Andre Daniel Ferreira	 POR	34:01	+12:19	8:30	C
51	Kadir Basar	 TUR	36:12	+14:30	9:03	C
52	Uladzislau Viarynski	 BLR	37:28	+15:46	9:22	C
53	Andries Swart	 RSA	37:57	+16:15	9:29	C
54	Akihiro Shiina	 JPN	38:06	+16:24	9:31	C
55	Yau Man Chu	 HKG	40:09	+18:27	10:02	C
56	Gabriel Azevedo Rodrigues Ferreira	 BRA	57:10	+35:28	14:17	C
57	Gean Carlos Soares da Silveira	 BRA	1:06:27	+44:45	16:36	C
	Davis Solmanis	 LAT	mispunched			C
	Abdelhadi Galal	 EGY	mispunched			C

M20-3 4 075 m, 58 starting competitors

Plac	Name	Organisation	Time	Diff	Km time	FH
1	Soren Thrane Odum	 DEN	23:09		5:40	A
2	Tomas Krivda	 CZE	24:18	+1:09	5:57	A
3	Tino Polsini	 SUI	24:27	+1:18	6:00	A
4	Emil Auselius	 SWE	24:35	+1:26	6:01	A
5	Antoine Becaert	 FRA	24:48	+1:39	6:05	A
6	Lukas Liland	 NOR	24:58	+1:49	6:07	A
7	Teemu Oksanen	 FIN	25:05	+1:56	6:09	A
7	Kacper Kuca	 POL	25:05	+1:56	6:09	A
9	Gustav Runefors	 SWE	25:14	+2:05	6:11	A
10	Ferenc Jonas	 HUN	25:16	+2:07	6:12	A
11	Jonas Soldini	 SUI	25:26	+2:17	6:14	A
12	Julien Vuitton	 FRA	25:31	+2:22	6:15	A
13	Alvaro Casado	 ESP	25:52	+2:43	6:20	A
14	Morten Ornhagen Jorgensen	 DEN	25:56	+2:47	6:21	A
15	Boyan Ivandjиков	 BUL	26:34	+3:25	6:31	A
16	Erik Bonek	 AUT	26:38	+3:29	6:32	A
17	Jonas Fencel	 CZE	26:39	+3:30	6:32	A
18	Michael Svoboda	 CAN	26:44	+3:35	6:33	A
19	Fricis Spektors	 LAT	27:05	+3:56	6:38	A
19	Viacheslav Martynovskii	 RUS	27:05	+3:56	6:38	A
21	Adam Jonas	 SVK	27:06	+3:57	6:39	B
22	Touko Seppa	 FIN	27:10	+4:01	6:40	B
23	Daniel Monckton	 NZL	27:12	+4:03	6:40	B
24	Ilian Angeli	 ITA	27:27	+4:18	6:44	B

25	Eddie Narbett	 GBR	27:49	+4:40	6:49	B
26	Angus Haines	 AUS	27:50	+4:41	6:49	B
27	Leo Holper	 AUT	27:54	+4:45	6:50	B
28	Niels Christian Hellerud	 NOR	27:55	+4:46	6:51	B
29	Finlay Todd	 GBR	28:11	+5:02	6:54	B
30	Kiur Erik Eensaar	 EST	28:13	+5:04	6:55	B
31	Ruairi Long	 IRL	28:34	+5:25	7:00	B
32	Timon Lorenz	 GER	28:39	+5:30	7:01	B
33	Ambrus Demeter	 HUN	28:52	+5:43	7:05	B
34	Simon Arno	 BEL	28:53	+5:44	7:05	B
35	Zan Ravnikar	 SLO	29:17	+6:08	7:11	B
36	Rotem Yasur	 ISR	29:35	+6:26	7:15	B
37	Nikolai Kudriavtcev	 RUS	29:53	+6:44	7:20	B
38	Peter Zakrevski	 USA	30:05	+6:56	7:22	B
39	Anton Silier	 GER	30:13	+7:04	7:24	B
40	Sahin Demir	 TUR	30:16	+7:07	7:25	B
41	Duncan Currie	 AUS	30:30	+7:21	7:29	C
41	Stephen Harding	 NZL	30:30	+7:21	7:29	C
43	Jakub Kijak	 POL	30:50	+7:41	7:33	C
44	Dovydas Kausakys	 LTU	31:23	+8:14	7:42	C
45	Mattia Scopel	 ITA	31:47	+8:38	7:47	C
46	Nikita Alekseyonok	 BLR	31:49	+8:40	7:48	C
47	Aidan Minto	 USA	32:11	+9:02	7:53	C
48	Attila Szocs	 ROU	33:30	+10:21	8:13	C
49	Ryo Asama	 JPN	34:02	+10:53	8:21	C
50	Jose Pedro Fernandes	 POR	35:10	+12:01	8:37	C
51	Toma Kotkov	 BUL	36:02	+12:53	8:50	C
52	Denys Voitanik	 UKR	36:37	+13:28	8:59	C
53	Jura Kukec	 CRO	44:49	+21:40	10:59	C
54	Dylan Fenthum	 RSA	46:54	+23:45	11:30	C
55	Ka Wang So	 HKG	50:50	+27:41	12:28	C
56	Tsz Chun Jason Wong	 HKG	52:04	+28:55	12:46	C
57	Lucas Cremonese Jaeger	 BRA	58:44	+35:35	14:24	C
58	Guilherme Teles Cordeiro Mineiro	 BRA	1:06:07	+42:58	16:13	C
	David Svoboda	 CAN	did not start			C

Please report errors in the result list to the organiser.