







# Official results for Nokian Tyres World Orienteering Championships 2019 - Middle qualification

Name: Middle qualification

Organisers:  Fredrikstad SK /  Gimle IF /  Halden SK /  Indre Ostfold OK /  Norway /  OK Moss /  Sarpsborg OL /  Trosken IL /  Varteig Orienteringslag

Date: 13 August 2019

## Men 1 4 220 m, 41 starting competitors

Plac	Name	Organisation	Time	Diff	Km time
1	Olav Lundanes	Norway	24:20		5:45
2	Daniel Hubmann	Switzerland	25:12	+0:52	5:58
3	Oleksandr Kratov	Ukraine	26:25	+2:05	6:15
4	Martin Regborn	Sweden	26:27	+2:07	6:16
5	Leonid Novikov	Russian Federation	26:30	+2:10	6:16
6	Topi Syrjalainen	Finland	26:42	+2:22	6:19
7	Gernot Ymsen	Austria	27:10	+2:50	6:26
8	Andrey Salin	Belarus	27:35	+3:15	6:32
9	Peter Hodgkinson	Great Britain	27:39	+3:19	6:33
10	Pavel Kubat	Czech Republic	27:49	+3:29	6:35
11	Rudolfs Zernis	Latvia	27:51	+3:31	6:35
12	Timo Sild	Estonia	27:58	+3:38	6:37
13	Michal Olejnik	Poland	28:20	+4:00	6:42
14	Pau Llorens Caellas	Spain	28:35	+4:15	6:46
15	Nicolas Rio	France	28:37	+4:17	6:46
16	Bojan Blumenstein	Germany	28:46	+4:26	6:49
17	Ivan Sirakov	Bulgaria	29:45	+5:25	7:02
18	Algirdas Bartkevicius	Lithuania	29:48	+5:28	7:03
19	Mathias Blaise	Belgium	30:07	+5:47	7:08
20	Anton Salmenkyla	United States	30:25	+6:05	7:12
21	Krisztian Liszka	Hungary	30:31	+6:11	7:13
22	Tommy Hayes	New Zealand	32:02	+7:42	7:35
23	Ruairi Short	Ireland	33:00	+8:40	7:49
24	Tomas Musinsky	Slovakia	34:01	+9:41	8:03
25	Vasili Fomiciov	Moldova, Republic of	34:15	+9:55	8:06
26	Patrick Jaffe	Australia	34:25	+10:05	8:09
27	Emil Oebro	Denmark	36:10	+11:50	8:34
28	Guy Sabo	Israel	36:11	+11:51	8:34
29	Michael Svoboda	Canada	37:39	+13:19	8:55
30	Simon Stanonik	Slovenia	37:46	+13:26	8:56
31	Hiroki Komaki	Japan	37:58	+13:38	8:59
32	Marco Seppi	Italy	38:42	+14:22	9:10
33	Bradley Lund	South Africa	40:53	+16:33	9:41
34	KyongSa Ri	Korea, Democratic People's Republic of	44:11	+19:51	10:28
35	Jordan Laughlin	United States	44:41	+20:21	10:35
36	Juliano Pasturiza	Brazil	45:53	+21:33	10:52
37	Xiaoming Liang	China	48:19	+23:59	11:26

38	Ercan Dudak	Turkey	48:22	+24:02	11:27
39	Tsz Wai Yu	Hong Kong	51:50	+27:30	12:16
40	Santiago Isaza Hurtado	Colombia	54:04	+29:44	12:48
41	Chang bum Kim	Korea, Republic of	1:08:18	+43:58	16:11

## Men 2

4 200 m, 40 starting competitors

Plac	Name	Organisation	Time	Diff	Km time
1	Lucas Basset	France	24:49		5:54
2	Magne Daehli	Norway	25:40	+0:51	6:06
3	Jonas Vytautas Gvildys	Lithuania	25:53	+1:04	6:09
4	Ruslan Glibov	Ukraine	25:58	+1:09	6:10
5	Miika Kirmula	Finland	26:03	+1:14	6:12
6	Emil Svensk	Sweden	26:22	+1:33	6:16
7	Florian Howald	Switzerland	26:47	+1:58	6:22
8	Tue Lassen	Denmark	27:24	+2:35	6:31
9	Konstantin Serebryanitskiy	Russian Federation	27:31	+2:42	6:33
10	Riccardo Scalet	Italy	28:39	+3:50	6:49
11	Milos Nykodym	Czech Republic	28:42	+3:53	6:50
12	Arturs Paulins	Latvia	28:54	+4:05	6:52
13	Matthias Groell	Austria	29:23	+4:34	6:59
14	Csaba Gosswein	Hungary	29:45	+4:56	7:05
15	Nicolas Simonin	Ireland	29:47	+4:58	7:05
16	Jakub Chupek	Slovakia	30:12	+5:23	7:11
17	Matthew Speake	Great Britain	30:18	+5:29	7:12
18	Matt Doyle	Australia	30:30	+5:41	7:15
19	Lauri Sild	Estonia	30:37	+5:48	7:17
20	Matija Razum	Croatia	30:43	+5:54	7:18
21	Kuba Dragowski	Poland	31:00	+6:11	7:22
22	Henrik Eijsink	Netherlands	31:31	+6:42	7:30
23	Alvaro Prieto	Spain	32:43	+7:54	7:47
24	Dimitar Zhelyazkov	Bulgaria	33:01	+8:12	7:51
25	Ozgur Fettah	Turkey	33:10	+8:21	7:53
26	Evert Leeuws	Belgium	33:42	+8:53	8:01
27	Robert Graham	Canada	33:45	+8:56	8:02
28	Sergiu Fala	Moldova, Republic of	34:08	+9:19	8:07
29	Anton Navichenka	Belarus	34:22	+9:33	8:10
30	Eric Bone	United States	34:41	+9:52	8:15
31	Cameron de Lisle	New Zealand	35:40	+10:51	8:29
32	Ole Hennisler	Germany	36:12	+11:23	8:37
33	Itay Manor	Israel	37:51	+13:02	9:00
34	YaoWen HU	China	38:52	+14:03	9:15
35	Alexandru Blejdea	Romania	41:07	+16:18	9:47
36	Kohei Kamijima	Japan	42:24	+17:35	10:05
37	Ironir Ev	Brazil	45:56	+21:07	10:56
38	Kin Kwan Kwok	Hong Kong	52:42	+27:53	12:32
39	Cheol jin Kang	Korea, Republic of	54:05	+29:16	12:52
	Nicolas Kourtellis	Cyprus	mispunched		

**Men 3** 4 230 m, 40 starting competitors

Plac	Name	Organisation	Time	Diff	Km time
1	Matthias Kyburz	Switzerland	25:21		5:59
2	Gustav Bergman	Sweden	25:38	+0:17	6:03
3	Aleksi Niemi	Finland	26:17	+0:56	6:12
4	Frederic Tranchand	France	26:23	+1:02	6:14
5	Vojtech Kral	Czech Republic	26:27	+1:06	6:15
6	Ralph Street	Great Britain	26:29	+1:08	6:15
7	Dmitry Tsvetkov	Russian Federation	26:39	+1:18	6:18
8	Eduardo Gil Marcos	Spain	27:25	+2:04	6:28
9	Andreas Kyburz	Switzerland	28:10	+2:49	6:39
10	Bjoern Cederberg	Denmark	28:18	+2:57	6:41
11	Simon Uppill	Australia	28:26	+3:05	6:43
12	Martins Sirmais	Latvia	28:27	+3:06	6:43
13	Sebastian Inderst	Italy	28:52	+3:31	6:49
14	Tim Robertson	New Zealand	29:04	+3:43	6:52
15	Aron Bako	Hungary	29:24	+4:03	6:57
16	Kristo Heinmann	Estonia	29:37	+4:16	7:00
17	Erik Doehler	Germany	30:24	+5:03	7:11
18	Sebastian Ken Baumann	Japan	30:44	+5:23	7:15
19	Krzysztof Wolowczyk	Poland	30:47	+5:26	7:16
20	Mantas Martinkus	Lithuania	30:48	+5:27	7:16
21	Artem Panchenko	Ukraine	31:00	+5:39	7:19
22	Matthias Reiner	Austria	31:23	+6:02	7:25
23	Jan Erik Naess	Canada	31:39	+6:18	7:28
24	Nitsan Yasur	Israel	31:57	+6:36	7:33
25	Manuel Horta	Portugal	32:10	+6:49	7:36
26	Paul Sirum	Norway	32:12	+6:51	7:36
27	Ivan Fomiciov	Moldova, Republic of	32:27	+7:06	7:40
28	Michal Krajcik	Slovakia	32:41	+7:20	7:43
29	Itsuki Ito	Japan	32:52	+7:31	7:46
30	Ivaylo Kamenarov	Bulgaria	33:41	+8:20	7:57
31	Francois Van der Ouderaa	Belgium	34:31	+9:10	8:09
32	Conor Short	Ireland	35:22	+10:01	8:21
33	Li ZhuoYe	China	35:28	+10:07	8:23
34	Gregory Ahlswede	United States	37:54	+12:33	8:57
35	Geun Hee Hong	Korea, Republic of	42:12	+16:51	9:58
36	Cansel Sarac	Turkey	46:39	+21:18	11:01
37	Mark Heikoop	Netherlands	59:04	+33:43	13:57
38	Sam Choi Lam	Hong Kong	1:03:26	+38:05	14:59
39	Gerardo Garcia	Argentina	1:24:30	+59:09	19:58
	Aleksei Alekseyonok	Belarus	mispunched		

**Women 1** 3 920 m, 35 starting competitors

Plac	Name	Organisation	Time	Diff	Km time
------	------	--------------	------	------	---------

1	Anne Margrethe Hausken Nordberg	Norway	28:59		7:23
2	Natalia Gemperle	Russian Federation	29:28	+0:29	7:31
3	Evely Kaasiku	Estonia	30:13	+1:14	7:42
4	Merja Rantanen	Finland	30:31	+1:32	7:47
5	Tatyana Riabkina	Russian Federation	30:41	+1:42	7:49
6	Denisa Kosova	Czech Republic	32:04	+3:05	8:10
7	Karolin Ohlsson	Sweden	32:23	+3:24	8:15
8	Sabine Hauswirth	Switzerland	32:32	+3:33	8:17
9	Anna Serrallonga Arques	Spain	33:00	+4:01	8:25
10	Megan Carter Davies	Great Britain	33:14	+4:15	8:28
10	Aleksandra Hornik	Poland	33:14	+4:15	8:28
12	Bridget Anderson	Australia	34:35	+5:36	8:49
13	Miri Thrane Oedum	Denmark	35:00	+6:01	8:55
14	Laura Vike	Latvia	35:24	+6:25	9:01
15	Florence Hanauer	France	35:49	+6:50	9:08
16	Verena Troi	Italy	36:06	+7:07	9:12
17	Ausrine Kutkaite	Lithuania	36:26	+7:27	9:17
18	Laura Ramstein	Austria	36:47	+7:48	9:23
19	Birte Friedrichs	Germany	37:12	+8:13	9:29
20	Kateryna Dzema	Ukraine	37:19	+8:20	9:31
21	Fanny Tilkin	Belgium	37:43	+8:44	9:37
22	Greta Knarston	New Zealand	38:42	+9:43	9:52
23	Emma Waddington	Canada	39:27	+10:28	10:03
24	Kristina Ivanova	Bulgaria	39:31	+10:32	10:04
25	Tatsiana Voveriene	Belarus	40:00	+11:01	10:12
26	Julia Goldmann	Hungary	42:59	+14:00	10:57
27	Andra Cecilia Anghel	Romania	44:32	+15:33	11:21
28	Roisin Long	Ireland	45:18	+16:19	11:33
29	Mirja Pavic	Croatia	46:16	+17:17	11:48
30	Xueqin Yang	China	49:20	+20:21	12:35
31	Yoshie Katsuyama	Japan	54:33	+25:34	13:54
32	Leticia Saltori	Brazil	56:37	+27:38	14:26
33	Sydney Fisher	United States	1:01:14	+32:15	15:37
34	Yoon sun Cha	Korea, Republic of	1:22:31	+53:32	21:03
	Pui Fung Chan	Hong Kong	mispunched		

## Women 2 3 920 m, 35 starting competitors

Plac	Name	Organisation	Time	Diff	Km time
1	Kamilla Olausen	Norway	29:16		7:27
2	Lina Strand	Sweden	29:23	+0:07	7:29
3	Marika Teini	Finland	29:57	+0:41	7:38
4	Simona Aebersold	Switzerland	30:00	+0:44	7:39
5	Jo Shepherd	Great Britain	30:02	+0:46	7:39
6	Svetlana Mironova	Russian Federation	30:17	+1:01	7:43
7	Vendula Horcickova	Czech Republic	30:41	+1:25	7:49
8	Caroline Gjotterup	Denmark	30:45	+1:29	7:50
9	Saila Kinni	Finland	31:00	+1:44	7:54

10	Sandra Grosberga	Latvia	31:49	+2:33	8:06
11	Lizzie Ingham	New Zealand	32:40	+3:24	8:20
12	Olha Panchenko	Ukraine	32:55	+3:39	8:23
13	Krystal Neumann	Australia	33:04	+3:48	8:26
14	Laura Joonas	Estonia	33:26	+4:10	8:31
15	Hanna Wisniewska	Poland	33:38	+4:22	8:34
16	Maelle Beauvir	France	34:53	+5:37	8:53
17	Zsofia Sarkozy	Hungary	35:00	+5:44	8:55
18	Anja Arbter	Austria	35:49	+6:33	9:08
19	Galina Ribediuc	Moldova, Republic of	36:33	+7:17	9:19
20	Sandra Pauzaite	Lithuania	38:02	+8:46	9:42
21	Francesca Taufer	Italy	39:21	+10:05	10:02
22	Antoaneta Dyaksova	Bulgaria	39:23	+10:07	10:02
23	Aoife McCavana	Ireland	39:37	+10:21	10:06
24	Asne Skram Troemborg	United States	39:39	+10:23	10:06
25	Dorothea Mueller	Germany	40:14	+10:58	10:15
26	Filipa Rodrigues	Portugal	40:46	+11:30	10:23
27	Pia Blake	Canada	41:56	+12:40	10:41
28	Hinako Inage	Japan	43:15	+13:59	11:01
29	Suzu Masuzawa	Japan	45:04	+15:48	11:29
30	Maria Prieto	Spain	49:49	+20:33	12:42
31	YongYu LI	China	51:26	+22:10	13:07
32	Edineia Roniak dos Santos	Brazil	54:37	+25:21	13:55
33	Soon hee Kim	Korea, Republic of	1:36:10	+1:06:54	24:31
34	Sze Wing Yee	Hong Kong	1:39:25	+1:10:09	25:21
	Angie Hurtado Rojas	Colombia	disqualified		

### Women 3 3 890 m, 34 starting competitors

Plac	Name	Organisation	Time	Diff	Km time
1	Cecilie Friberg Klysner	Denmark	28:45		7:23
2	Tove Alexandersson	Sweden	28:51	+0:06	7:24
3	Marianne Andersen	Norway	29:20	+0:35	7:32
4	Venla Harju	Finland	29:28	+0:43	7:34
5	Susen Loesch	Germany	30:08	+1:23	7:44
6	Anastasia Rudnaya	Russian Federation	30:52	+2:07	7:56
7	Catherine Taylor	Great Britain	30:56	+2:11	7:57
8	Elena Roos	Switzerland	32:04	+3:19	8:14
9	Lenka Mechlova	Czech Republic	32:25	+3:40	8:20
10	Isia Basset	France	33:14	+4:29	8:32
11	Gabija Razaityte	Lithuania	33:18	+4:33	8:33
12	Liga Valdmane	Latvia	33:29	+4:44	8:36
13	Ursula Kadan	Austria	34:38	+5:53	8:54
14	Emily Kemp	Canada	34:58	+6:13	8:59
15	Liliana Gotseva	Bulgaria	36:28	+7:43	9:22
16	Kristina Yakubkina	Belarus	36:43	+7:58	9:26
17	Violeta Feliciano Sanjuan	Spain	38:09	+9:24	9:48
18	Olena Pitirimova	Ukraine	38:12	+9:27	9:49

19	Kate Morrison	New Zealand	38:59	+10:14	10:01
20	Belinda Lawford	Australia	39:16	+10:31	10:05
21	Marianne Haug	Estonia	39:24	+10:39	10:07
22	Nicole Scalet	Italy	39:27	+10:42	10:08
23	Ewa Gwozdz	Poland	40:17	+11:32	10:21
24	Mie Moriai	Japan	42:10	+13:25	10:50
25	Elif Gokce Avci	Turkey	42:30	+13:45	10:55
26	Niamh Corbett	Ireland	42:32	+13:47	10:56
27	Dragana Dokmanovic	Serbia	42:45	+14:00	10:59
28	Hanga Morandini	Hungary	46:50	+18:05	12:02
29	Alison Campbell	United States	49:40	+20:55	12:46
30	Meri Chkripeska	North Macedonia	52:10	+23:25	13:24
31	Wu JianFei	China	1:03:39	+34:54	16:21
32	Jennifer MacKeigan	Canada	1:11:26	+42:41	18:21
33	Cho Yu Lam	Hong Kong	1:26:16	+57:31	22:10
34	Anna Jo	Korea, Republic of	1:28:21	+59:36	22:42

Please report errors in the result list to the organiser.