

Official results for World Cup Round 4 - Final - Sprint

Name: Sprint

Organiser:  China

Date: 29 October 2019

Men World Cup 4 000 m, 110 starting competitors


Plac	Name	Organisation	Time	Diff	Km time
1	Yannick Michiels	 Belgium	15:18		3:49
2	Maxime Raturier	 France	15:20	+0:02	3:50
3	Li ZhuoYe	 China	15:23	+0:05	3:50
4	Gaute Hallan Steiwer	 Norway	15:31	+0:13	3:52
5	Matthias Kyburz	 Switzerland	15:43	+0:25	3:55
6	Jonas Egger	 Switzerland	15:44	+0:26	3:56
7	Florian Howald	 Switzerland	15:45	+0:27	3:56
7	Kasper Fosser	 Norway	15:45	+0:27	3:56
7	Daniel Hubmann	 Switzerland	15:45	+0:27	3:56
10	Albin Ridefelt	 Sweden	15:46	+0:28	3:56
11	Tobia Pezzati	 Switzerland	15:52	+0:34	3:58
11	Andreas Kyburz	 Switzerland	15:52	+0:34	3:58
13	Tim Robertson	 New Zealand	15:56	+0:38	3:59
14	Frederic Tranchand	 France	15:57	+0:39	3:59
15	Joey Hadorn	 Switzerland	16:01	+0:43	4:00
16	Lucas Basset	 France	16:02	+0:44	4:00
17	Ralph Street	 Great Britain	16:04	+0:46	4:01
18	Eric Borjeskog	 Sweden	16:05	+0:47	4:01
19	Isac von Krusenstierna	 Sweden	16:07	+0:49	4:01
19	Vojtech Kral	 Czech Republic	16:07	+0:49	4:01
21	Aston Key	 Australia	16:09	+0:51	4:02
22	Tang JianDa	 China	16:10	+0:52	4:02
23	Peter Hodgkinson	 Great Britain	16:12	+0:54	4:03
23	Martin Regborn	 Sweden	16:12	+0:54	4:03
25	Robert Merl	 Austria	16:13	+0:55	4:03
26	Emil Svensk	 Sweden	16:14	+0:56	4:03
27	Riccardo Scalet	 Italy	16:15	+0:57	4:03
28	Eduardo Gil Marcos	 Spain	16:16	+0:58	4:04
29	Jonathan Crickmore	 Great Britain	16:18	+1:00	4:04
30	Audun Heimdal	 Norway	16:19	+1:01	4:04
31	Tommy Hayes	 New Zealand	16:26	+1:08	4:06
32	Max Peter Bejmer	 Sweden	16:27	+1:09	4:06
33	Adrien Delenne	 France	16:29	+1:11	4:07
33	Jakob Edsen	 Denmark	16:29	+1:11	4:07
35	Milos Nykodym	 Czech Republic	16:31	+1:13	4:07
36	Oskar Andren	 Sweden	16:37	+1:19	4:09
37	Aleksi Niemi	 Finland	16:42	+1:24	4:10
38	Nicolas Simonin	 Ireland	16:43	+1:25	4:10
38	Christoph Meier	 Switzerland	16:43	+1:25	4:10


















40	Florian Schneider	 Switzerland	16:46	+1:28	4:11
41	Xiyuan Liang	 China	16:48	+1:30	4:12
42	Bojan Blumenstein	 Germany	16:50	+1:32	4:12
43	Emil Ahlbeck	 Norway	16:53	+1:35	4:13
44	Miika Kirmula	 Finland	16:57	+1:39	4:14
45	Tuomas Heikkila	 Finland	16:58	+1:40	4:14
46	Xiaoming Liang	 China	17:01	+1:43	4:15
47	Gernot Ymsen	 Austria	17:02	+1:44	4:15
48	Jianhua Du	 China	17:05	+1:47	4:16
49	Algirdas Bartkevicius	 Lithuania	17:08	+1:50	4:17
50	Xiao Tang	 China	17:09	+1:51	4:17
51	Hirokazu Osaki	 Japan	17:12	+1:54	4:18
52	Oystein Kvaal Osterbo	 Norway	17:15	+1:57	4:18
53	Otto Kaario	 Finland	17:16	+1:58	4:19
53	Gustav Bergman	 Sweden	17:16	+1:58	4:19
55	Jonas Vytautas Gvildys	 Lithuania	17:21	+2:03	4:20
56	Pau Llorens Caellas	 Spain	17:22	+2:04	4:20
57	Akseli Ruohola	 Finland	17:23	+2:05	4:20
58	William Gardner	 Great Britain	17:24	+2:06	4:21
59	Brodie Nankervis	 Australia	17:26	+2:08	4:21
60	Marek Minar	 Czech Republic	17:32	+2:14	4:23
61	Dag Blandkjenn	 Norway	17:35	+2:17	4:23
62	Chris Smithard	 Great Britain	17:36	+2:18	4:24
63	Quentin Rauturier	 France	17:39	+2:21	4:24
63	Jannis Bonek	 Austria	17:39	+2:21	4:24
65	Dekun Chen	 China	17:45	+2:27	4:26
66	Kenny Kivikas	 Estonia	17:48	+2:30	4:27
67	Hongcheng Zhou	 China	17:57	+2:39	4:29
68	Piotr Parfianowicz	 Poland	17:58	+2:40	4:29
69	Matt Doyle	 Australia	18:01	+2:43	4:30
69	Sergei Rjaboshkin	 Estonia	18:01	+2:43	4:30
71	Martin Dent	 Australia	18:07	+2:49	4:31
72	Masaya Taneichi	 Japan	18:09	+2:51	4:32
73	Janis Tamuzs	 Latvia	18:10	+2:52	4:32
74	Levente Tugyi	 Hungary	18:18	+3:00	4:34
75	Nitsan Yasur	 Israel	18:20	+3:02	4:35
76	Anton Salmenkyla	 United States	18:22	+3:04	4:35
77	Matthias Reiner	 Austria	18:24	+3:06	4:36
78	Matija Razum	 Croatia	18:33	+3:15	4:38
79	Artem Popov	 Russian Federation	18:39	+3:21	4:39
80	Topi Syrjalainen	 Finland	18:41	+3:23	4:40
81	Kristo Heinmann	 Estonia	18:49	+3:31	4:42
82	YaoWen Hu	 China	18:53	+3:35	4:43
83	Yi Huang	 China	18:58	+3:40	4:44
84	Emil Oebro	 Denmark	19:11	+3:53	4:47
85	Ben Mitchell	 Great Britain	19:12	+3:54	4:48
86	Nicolas Kastner	 Austria	19:15	+3:57	4:48
87	Tsz Wai Yu	 Hong Kong China	19:28	+4:10	4:52
88	Evgeniy Godlevskiy	 Russian Federation	19:33	+4:15	4:53

89	Jarrah Day	 Australia	19:42	+4:24	4:55
90	Gerald Yip	 Hong Kong China	19:54	+4:36	4:58
91	Tomas Musinsky	 Slovakia	20:04	+4:46	5:01
92	Mathias Peter	 Austria	20:09	+4:51	5:02
93	Will Critchley	 Canada	20:11	+4:53	5:02
94	Chun Ho Li	 Hong Kong China	20:12	+4:54	5:03
95	Niall McCarthy	 Ireland	20:27	+5:09	5:06
96	Kenya Takano	 Japan	20:28	+5:10	5:07
97	Felix Spaeth	 Germany	20:48	+5:30	5:12
98	Teodor Yordanov	 Bulgaria	21:08	+5:50	5:17
99	Wing Chung Tam	 Hong Kong China	21:10	+5:52	5:17
100	Lok Hin Ma	 Hong Kong China	21:14	+5:56	5:18
101	Chit Hei Shiu	 Hong Kong China	21:40	+6:22	5:25
102	Devon Beckman	 New Zealand	21:43	+6:25	5:25
103	Lievin Crefcoeur	 Belgium	22:38	+7:20	5:39
104	Yan Han Thng	 Singapore	23:14	+7:56	5:48
105	Gerardo Garcia	 Argentina	25:16	+9:58	6:19
	Ganesh Ranabhat	 Nepal	mispunched		
	Henry McNulty	 Australia	mispunched		
	Loic Capbern	 France	mispunched		
	Joni Hirvikallio	 Finland	mispunched		
	Vegard Jarvis Westergard	 Norway	did not finish		

Women World Cup

3 200 m, 93 starting competitors







Plac	Name	Organisation	Time	Diff	Km time
1	Shuangyan Hao	 China	13:18		4:09
2	Simona Aebersold	 Switzerland	13:28	+0:10	4:12
3	Sara Hagstrom	 Sweden	13:34	+0:16	4:14
4	Julia Jakob	 Switzerland	13:47	+0:29	4:18
5	Tereza Janosikova	 Czech Republic	13:49	+0:31	4:19
6	Sarina Jenzer	 Switzerland	13:57	+0:39	4:21
7	Elena Roos	 Switzerland	14:10	+0:52	4:25
8	Tove Alexandersson	 Sweden	14:11	+0:53	4:25
9	Victoria Haestad Bjornstad	 Norway	14:12	+0:54	4:26
10	Maija Sianoja	 Finland	14:23	+1:05	4:29
11	Sabine Hauswirth	 Switzerland	14:25	+1:07	4:30
12	Sofie Bachmann	 Switzerland	14:35	+1:17	4:33
12	Lotta Karhola	 Finland	14:35	+1:17	4:33
14	Josefin Tjernlund	 Sweden	14:37	+1:19	4:34
15	Paula Gross	 Switzerland	14:41	+1:23	4:35
15	Denisa Kosova	 Czech Republic	14:41	+1:23	4:35
17	Svetlana Mironova	 Russian Federation	14:43	+1:25	4:35
18	Jiayi Zheng	 China	14:46	+1:28	4:36
19	Vendula Horcickova	 Czech Republic	14:49	+1:31	4:37
20	Silje Ekroll Jahren	 Norway	14:52	+1:34	4:38
21	Caroline Gjotterup	 Denmark	14:54	+1:36	4:39
22	Martina Ruch	 Switzerland	14:56	+1:38	4:40

23	Andrine Benjaminsen	 Norway	14:57	+1:39	4:40
24	Aleksandra Hornik	 Poland	15:01	+1:43	4:41
25	Karolin Ohlsson	 Sweden	15:02	+1:44	4:41
26	Runa Fremstad	 Norway	15:15	+1:57	4:45
26	Lizzie Ingham	 New Zealand	15:15	+1:57	4:45
28	Lilian Forsgren	 Sweden	15:16	+1:58	4:46
29	YongYu Li	 China	15:17	+1:59	4:46
30	Charlotte Ward	 Great Britain	15:19	+2:01	4:47
31	Cecilie Andersen	 Great Britain	15:22	+2:04	4:48
31	Sofia Haajanen	 Finland	15:22	+2:04	4:48
31	Sari Anttonen	 Finland	15:22	+2:04	4:48
34	Alva Olsson	 Sweden	15:23	+2:05	4:48
35	Anine Lome	 Norway	15:31	+2:13	4:50
36	Anna Bachman	 Sweden	15:32	+2:14	4:51
37	Veronika Kalinina	 Russian Federation	15:34	+2:16	4:51
38	Isia Basset	 France	15:36	+2:18	4:52
39	Susen Loesch	 Germany	15:42	+2:24	4:54
40	Wu JianFei	 China	15:43	+2:25	4:54
41	Paula Starke	 Germany	15:46	+2:28	4:55
41	Anastasiia Borovkova	 Russian Federation	15:46	+2:28	4:55
43	Veera Klemettinen	 Finland	15:48	+2:30	4:56
44	Anna Dvoriaskaia	 Russian Federation	15:52	+2:34	4:57
45	Annika Rihma	 Estonia	15:58	+2:40	4:59
46	Sigrid Alexandersen	 Norway	15:59	+2:41	4:59
47	Cecilie Friberg Klysner	 Denmark	16:00	+2:42	5:00
48	Maelle Beauvir	 France	16:01	+2:43	5:00
49	Aino Mankarla	 Finland	16:05	+2:47	5:01
49	Natalia Gemperle	 Russian Federation	16:05	+2:47	5:01
51	Anna Simkovics	 Austria	16:06	+2:48	5:01
52	Galina Vinogradova	 Russian Federation	16:12	+2:54	5:03
53	Ziyun Ye	 China	16:17	+2:59	5:05
53	Johanna Oberg	 Sweden	16:17	+2:59	5:05
55	Ingeborg Eide	 Norway	16:30	+3:12	5:09
56	Lisa Risby	 Sweden	16:31	+3:13	5:09
57	Ursula Kadan	 Austria	16:33	+3:15	5:10
58	Kateryna Dzema	 Ukraine	16:34	+3:16	5:10
59	Jenny Patana	 Finland	16:41	+3:23	5:12
60	Mary Fleming	 Australia	16:43	+3:25	5:13
60	Alexandra Enlund	 Finland	16:43	+3:25	5:13
62	Silu Yang	 China	16:45	+3:27	5:14
62	Florence Hanauer	 France	16:45	+3:27	5:14
64	Belinda Lawford	 Australia	16:50	+3:32	5:15
65	Xiong Yan	 China	16:51	+3:33	5:15
66	Kristine Fjellanger	 Norway	16:53	+3:35	5:16
67	Shuang Long	 China	16:54	+3:36	5:16
68	Kirstin Maxwell	 Great Britain	17:05	+3:47	5:20
69	Laura Robertson	 New Zealand	17:09	+3:51	5:21
70	Krystal Neumann	 Australia	17:10	+3:52	5:21

71	Xueqin Yang	China	17:21	+4:03	5:25
72	Tekle Emilija Gvildyte	Lithuania	17:22	+4:04	5:25
73	Ka Ki Leung	Hong Kong China	17:55	+4:37	5:35
73	Evely Kaasiku	Estonia	17:55	+4:37	5:35
75	Yan Wang	China	17:59	+4:41	5:37
76	Alice Tilley	New Zealand	18:04	+4:46	5:38
77	Csenge Gerber	Hungary	18:05	+4:47	5:39
78	Bridget Anderson	Australia	18:09	+4:51	5:40
79	Zuzanna Kubicka	Poland	18:13	+4:55	5:41
80	Juliette Basset	France	18:49	+5:31	5:52
81	Cho Yu Lam	Hong Kong China	19:01	+5:43	5:56
82	Hau Wah Brenda Chan	Hong Kong China	19:28	+6:10	6:05
83	Meri Chkripeska	North Macedonia	19:50	+6:32	6:11
84	Sze Wing Yee	Hong Kong China	19:51	+6:33	6:12
85	Anna Sheldon	Australia	19:53	+6:35	6:12
86	Wai Lan Iris Lui	Hong Kong China	20:16	+6:58	6:20
87	Pui Fung Chan	Hong Kong China	21:30	+8:12	6:43
88	Sayaka Onozawa	Japan	21:42	+8:24	6:46
89	Chea Hui Gan	Singapore	23:24	+10:06	7:18
	Natasha Key	Australia	mispunched		
	Leonore Winkler	Germany	mispunched		
	Srijana Wagle	Nepal	did not finish		
	Manisha Ranabhat	Nepal	did not finish		



Men Full Results 4 000 m, 111 starting competitors

Plac	Name	Organisation	Time	Diff	Km time
1	Yannick Michiels	Belgium	15:18		3:49
2	Maxime Raturier	France	15:20	+0:02	3:50
3	Li ZhuoYe	China	15:23	+0:05	3:50
4	Gaute Hallan Steiwer	Norway	15:31	+0:13	3:52
5	Matthias Kyburz	Switzerland	15:43	+0:25	3:55
6	Jonas Egger	Switzerland	15:44	+0:26	3:56
7	Florian Howald	Switzerland	15:45	+0:27	3:56
7	Kasper Fosser	Norway	15:45	+0:27	3:56
7	Daniel Hubmann	Switzerland	15:45	+0:27	3:56
10	Albin Ridefelt	Sweden	15:46	+0:28	3:56
11	Tobia Pezzati	Switzerland	15:52	+0:34	3:58
11	Andreas Kyburz	Switzerland	15:52	+0:34	3:58
13	Tim Robertson	New Zealand	15:56	+0:38	3:59
14	Frederic Tranchand	France	15:57	+0:39	3:59
15	Joey Hadorn	Switzerland	16:01	+0:43	4:00
16	Lucas Basset	France	16:02	+0:44	4:00
17	Ralph Street	Great Britain	16:04	+0:46	4:01
18	Eric Borjeskog	Sweden	16:05	+0:47	4:01
19	Isac von Krusenstierna	Sweden	16:07	+0:49	4:01
19	Vojtech Kral	Czech Republic	16:07	+0:49	4:01
21	Aston Key	Australia	16:09	+0:51	4:02

22	Tang JianDa	 China	16:10	+0:52	4:02
23	Peter Hodgkinson	 Great Britain	16:12	+0:54	4:03
23	Martin Regborn	 Sweden	16:12	+0:54	4:03
25	Robert Merl	 Austria	16:13	+0:55	4:03
26	Emil Svensk	 Sweden	16:14	+0:56	4:03
27	Riccardo Scalet	 Italy	16:15	+0:57	4:03
28	Eduardo Gil Marcos	 Spain	16:16	+0:58	4:04
29	Jonathan Crickmore	 Great Britain	16:18	+1:00	4:04
30	Audun Heimdal	 Norway	16:19	+1:01	4:04
31	Tommy Hayes	 New Zealand	16:26	+1:08	4:06
32	Max Peter Bejmer	 Sweden	16:27	+1:09	4:06
33	Adrien Delenne	 France	16:29	+1:11	4:07
33	Jakob Edsen	 Denmark	16:29	+1:11	4:07
35	Milos Nykodym	 Czech Republic	16:31	+1:13	4:07
36	Oskar Andren	 Sweden	16:37	+1:19	4:09
37	Aleksi Niemi	 Finland	16:42	+1:24	4:10
38	Nicolas Simonin	 Ireland	16:43	+1:25	4:10
38	Christoph Meier	 Switzerland	16:43	+1:25	4:10
40	Florian Schneider	 Switzerland	16:46	+1:28	4:11
41	Xiyuan Liang	 China	16:48	+1:30	4:12
42	Bojan Blumenstein	 Germany	16:50	+1:32	4:12
43	Emil Ahlbeck	 Norway	16:53	+1:35	4:13
44	Miika Kirmula	 Finland	16:57	+1:39	4:14
45	Tuomas Heikkila	 Finland	16:58	+1:40	4:14
46	Xiaoming Liang	 China	17:01	+1:43	4:15
47	Gernot Ymsen	 Austria	17:02	+1:44	4:15
48	Jianhua Du	 China	17:05	+1:47	4:16
49	Algirdas Bartkevicius	 Lithuania	17:08	+1:50	4:17
50	Xiao Tang	 China	17:09	+1:51	4:17
51	Hirokazu Osaki	 Japan	17:12	+1:54	4:18
52	Oystein Kvaal Osterbo	 Norway	17:15	+1:57	4:18
53	Otto Kaario	 Finland	17:16	+1:58	4:19
53	Gustav Bergman	 Sweden	17:16	+1:58	4:19
55	Jonas Vytautas Gvildys	 Lithuania	17:21	+2:03	4:20
56	Pau Llorens Caellas	 Spain	17:22	+2:04	4:20
57	Akseli Ruohola	 Finland	17:23	+2:05	4:20
58	William Gardner	 Great Britain	17:24	+2:06	4:21
59	Brodie Nankervis	 Australia	17:26	+2:08	4:21
60	Marek Minar	 Czech Republic	17:32	+2:14	4:23
61	Dag Blandkjenn	 Norway	17:35	+2:17	4:23
62	Chris Smithard	 Great Britain	17:36	+2:18	4:24
63	Quentin Rauturier	 France	17:39	+2:21	4:24
63	Jannis Bonek	 Austria	17:39	+2:21	4:24
65	Dekun Chen	 China	17:45	+2:27	4:26
66	Kenny Kivikas	 Estonia	17:48	+2:30	4:27
67	Hongcheng Zhou	 China	17:57	+2:39	4:29
68	Piotr Parfianowicz	 Poland	17:58	+2:40	4:29
69	Matt Doyle	 Australia	18:01	+2:43	4:30

69	Sergei Rjaboshkin	 Estonia	18:01	+2:43	4:30
71	Martin Dent	 Australia	18:07	+2:49	4:31
72	Masaya Taneichi	 Japan	18:09	+2:51	4:32
73	Janis Tamuzs	 Latvia	18:10	+2:52	4:32
74	Levente Tugyi	 Hungary	18:18	+3:00	4:34
75	Nitsan Yasur	 Israel	18:20	+3:02	4:35
76	Anton Salmenkyla	 United States	18:22	+3:04	4:35
77	Matthias Reiner	 Austria	18:24	+3:06	4:36
78	Matija Razum	 Croatia	18:33	+3:15	4:38
79	Artem Popov	 Russian Federation	18:39	+3:21	4:39
80	Topi Syrjalainen	 Finland	18:41	+3:23	4:40
81	Kristo Heinmann	 Estonia	18:49	+3:31	4:42
82	YaoWen Hu	 China	18:53	+3:35	4:43
83	Yi Huang	 China	18:58	+3:40	4:44
84	Emil Oebro	 Denmark	19:11	+3:53	4:47
85	Ben Mitchell	 Great Britain	19:12	+3:54	4:48
86	Nicolas Kastner	 Austria	19:15	+3:57	4:48
87	Tsz Wai Yu	 Hong Kong China	19:28	+4:10	4:52
88	Evgeniy Godlevskiy	 Russian Federation	19:33	+4:15	4:53
89	Jarrah Day	 Australia	19:42	+4:24	4:55
90	Gerald Yip	 Hong Kong China	19:54	+4:36	4:58
91	Tomas Musinsky	 Slovakia	20:04	+4:46	5:01
92	Mathias Peter	 Austria	20:09	+4:51	5:02
93	Will Critchley	 Canada	20:11	+4:53	5:02
94	Chun Ho Li	 Hong Kong China	20:12	+4:54	5:03
95	Niall McCarthy	 Ireland	20:27	+5:09	5:06
96	Kenya Takano	 Japan	20:28	+5:10	5:07
97	Felix Spaeth	 Germany	20:48	+5:30	5:12
98	Teodor Yordanov	 Bulgaria	21:08	+5:50	5:17
99	Wing Chung Tam	 Hong Kong China	21:10	+5:52	5:17
100	Lok Hin Ma	 Hong Kong China	21:14	+5:56	5:18
101	Chit Hei Shiu	 Hong Kong China	21:40	+6:22	5:25
102	Devon Beckman	 New Zealand	21:43	+6:25	5:25
103	Lievin Crefcoeur	 Belgium	22:38	+7:20	5:39
104	Yan Han Thng	 Singapore	23:14	+7:56	5:48
105	Gerardo Garcia	 Argentina	25:16	+9:58	6:19
106	Ka Yi Lam	 Macau China	26:08	+10:50	6:32
	Ganesh Ranabhat	 Nepal	mispunched		
	Henry McNulty	 Australia	mispunched		
	Loic Capbern	 France	mispunched		
	Joni Hirvikallio	 Finland	mispunched		
	Vegard Jarvis Westergard	 Norway	did not finish		

Women Full Results 3 200 m, 94 starting competitors

Plac	Name	Organisation	Time	Diff	Km time
1	Shuangyan Hao	 China	13:18		4:09
2	Simona Aebersold	 Switzerland	13:28	+0:10	4:12

3	Sara Hagstrom	 Sweden	13:34	+0:16	4:14
4	Julia Jakob	 Switzerland	13:47	+0:29	4:18
5	Tereza Janosikova	 Czech Republic	13:49	+0:31	4:19
6	Sarina Jenzer	 Switzerland	13:57	+0:39	4:21
7	Elena Roos	 Switzerland	14:10	+0:52	4:25
8	Tove Alexandersson	 Sweden	14:11	+0:53	4:25
9	Victoria Haestad Bjornstad	 Norway	14:12	+0:54	4:26
10	Maija Sianoja	 Finland	14:23	+1:05	4:29
11	Sabine Hauswirth	 Switzerland	14:25	+1:07	4:30
12	Sofie Bachmann	 Switzerland	14:35	+1:17	4:33
12	Lotta Karhola	 Finland	14:35	+1:17	4:33
14	Josefin Tjernlund	 Sweden	14:37	+1:19	4:34
15	Paula Gross	 Switzerland	14:41	+1:23	4:35
15	Denisa Kosova	 Czech Republic	14:41	+1:23	4:35
17	Svetlana Mironova	 Russian Federation	14:43	+1:25	4:35
18	Jiayi Zheng	 China	14:46	+1:28	4:36
19	Vendula Horcickova	 Czech Republic	14:49	+1:31	4:37
20	Silje Ekroll Jahren	 Norway	14:52	+1:34	4:38
21	Caroline Gjotterup	 Denmark	14:54	+1:36	4:39
22	Martina Ruch	 Switzerland	14:56	+1:38	4:40
23	Andrine Benjaminsen	 Norway	14:57	+1:39	4:40
24	Aleksandra Hornik	 Poland	15:01	+1:43	4:41
25	Karolin Ohlsson	 Sweden	15:02	+1:44	4:41
26	Runa Fremstad	 Norway	15:15	+1:57	4:45
26	Lizzie Ingham	 New Zealand	15:15	+1:57	4:45
28	Lilian Forsgren	 Sweden	15:16	+1:58	4:46
29	YongYu Li	 China	15:17	+1:59	4:46
30	Charlotte Ward	 Great Britain	15:19	+2:01	4:47
31	Cecilie Andersen	 Great Britain	15:22	+2:04	4:48
31	Sofia Haajanen	 Finland	15:22	+2:04	4:48
31	Sari Anttonen	 Finland	15:22	+2:04	4:48
34	Alva Olsson	 Sweden	15:23	+2:05	4:48
35	Anine Lome	 Norway	15:31	+2:13	4:50
36	Anna Bachman	 Sweden	15:32	+2:14	4:51
37	Veronika Kalinina	 Russian Federation	15:34	+2:16	4:51
38	Isia Basset	 France	15:36	+2:18	4:52
39	Susen Loesch	 Germany	15:42	+2:24	4:54
40	Wu JianFei	 China	15:43	+2:25	4:54
41	Paula Starke	 Germany	15:46	+2:28	4:55
41	Anastasiia Borovkova	 Russian Federation	15:46	+2:28	4:55
43	Veera Klemettinen	 Finland	15:48	+2:30	4:56
44	Anna Dvoriaskaia	 Russian Federation	15:52	+2:34	4:57
45	Annika Rihma	 Estonia	15:58	+2:40	4:59
46	Sigrid Alexandersen	 Norway	15:59	+2:41	4:59
47	Cecilie Friberg Klysner	 Denmark	16:00	+2:42	5:00
48	Maelle Beauvir	 France	16:01	+2:43	5:00
49	Aino Mankarla	 Finland	16:05	+2:47	5:01
49	Natalia Gemperle	 Russian Federation	16:05	+2:47	5:01

51	Anna Simkovics	 Austria	16:06	+2:48	5:01
52	Galina Vinogradova	 Russian Federation	16:12	+2:54	5:03
53	Ziyun Ye	 China	16:17	+2:59	5:05
53	Johanna Oberg	 Sweden	16:17	+2:59	5:05
55	Ingeborg Eide	 Norway	16:30	+3:12	5:09
56	Lisa Risby	 Sweden	16:31	+3:13	5:09
57	Ursula Kadan	 Austria	16:33	+3:15	5:10
58	Kateryna Dzema	 Ukraine	16:34	+3:16	5:10
59	Jenny Patana	 Finland	16:41	+3:23	5:12
60	Mary Fleming	 Australia	16:43	+3:25	5:13
60	Alexandra Enlund	 Finland	16:43	+3:25	5:13
62	Silu Yang	 China	16:45	+3:27	5:14
62	Florence Hanauer	 France	16:45	+3:27	5:14
64	Belinda Lawford	 Australia	16:50	+3:32	5:15
65	Xiong Yan	 China	16:51	+3:33	5:15
66	Kristine Fjellanger	 Norway	16:53	+3:35	5:16
67	Shuang Long	 China	16:54	+3:36	5:16
68	Kirstin Maxwell	 Great Britain	17:05	+3:47	5:20
69	Laura Robertson	 New Zealand	17:09	+3:51	5:21
70	Krystal Neumann	 Australia	17:10	+3:52	5:21
71	Xueqin Yang	 China	17:21	+4:03	5:25
72	Tekle Emilija Gvildyte	 Lithuania	17:22	+4:04	5:25
73	Ka Ki Leung	 Hong Kong China	17:55	+4:37	5:35
73	Evely Kaasiku	 Estonia	17:55	+4:37	5:35
75	Yan Wang	 China	17:59	+4:41	5:37
76	Alice Tilley	 New Zealand	18:04	+4:46	5:38
77	Csenge Gerber	 Hungary	18:05	+4:47	5:39
78	Bridget Anderson	 Australia	18:09	+4:51	5:40
79	Zuzanna Kubicka	 Poland	18:13	+4:55	5:41
80	Juliette Basset	 France	18:49	+5:31	5:52
81	Cho Yu Lam	 Hong Kong China	19:01	+5:43	5:56
82	Hau Wah Brenda Chan	 Hong Kong China	19:28	+6:10	6:05
83	Meri Chkripeska	 North Macedonia	19:50	+6:32	6:11
84	Sze Wing Yee	 Hong Kong China	19:51	+6:33	6:12
85	Kam I Chan	 Macau China	19:52	+6:34	6:12
86	Anna Sheldon	 Australia	19:53	+6:35	6:12
87	Wai Lan Iris Lui	 Hong Kong China	20:16	+6:58	6:20
88	Pui Fung Chan	 Hong Kong China	21:30	+8:12	6:43
89	Sayaka Onozawa	 Japan	21:42	+8:24	6:46
90	Chea Hui Gan	 Singapore	23:24	+10:06	7:18
	Natasha Key	 Australia	mispunched		
	Leonore Winkler	 Germany	mispunched		
	Srijana Wagle	 Nepal	did not finish		
	Manisha Ranabhat	 Nepal	did not finish		

Please report errors in the result list to the organiser.