




























































Official results for Nokian Tyres World Orienteering Championships 2021 - Middle final






































Name: Middle final
 Organiser:  Czech Republic
 Date: 6 July 2021

Classes: [Show all](#) | [MEN](#) | [WOMEN](#)

Men 58 starting competitors

Plac	Name	Organisation	Time	Diff
1	Matthias Kyburz	 Switzerland	39:31	
2	Gustav Bergman	 Sweden	40:11	+0:40
3	Ruslan Glibov	 Ukraine	40:18	+0:47
4	Lucas Basset	 France	41:36	+2:05
5	Kasper Harlem Fosser	 Norway	41:38	+2:07
6	Eskil Kinneberg	 Norway	41:40	+2:09
7	Miika Kirmula	 Finland	41:59	+2:28
8	Daniel Hubmann	 Switzerland	42:08	+2:37
9	Oleksandr Kratov	 Ukraine	42:42	+3:11
10	Emil Svensk	 Sweden	43:02	+3:31
11	Timo Sild	 Estonia	43:42	+4:11
12	Albin Ridefelt	 Sweden	43:51	+4:20
13	Gernot Ymsen	 Austria	44:19	+4:48
14	Pavel Kubat	 Czech Republic	44:40	+5:09
15	Leonid Novikov	 Neutral	45:34	+6:03
16	Noah Zbinden	 Switzerland	46:26	+6:55
17	Konstantin Serebryanitskiy	 Neutral	46:38	+7:07
18	Nicolas Rio	 France	47:13	+7:42
19	Mathias Peter	 Austria	47:43	+8:12
20	Jannis Bonek	 Austria	48:31	+9:00
21	Milos Nykodym	 Czech Republic	48:32	+9:01
21	Jonas Egger	 Switzerland	48:32	+9:01
23	Lauri Sild	 Estonia	48:38	+9:07
24	Elias Kuukka	 Finland	48:41	+9:10
25	Michal Olejnik	 Poland	48:45	+9:14
26	Olli Ojanaho	 Finland	48:59	+9:28
27	Ralph Street	 United Kingdom	49:06	+9:35
28	Magne Daehli	 Norway	49:09	+9:38
29	Mathieu Perrin	 France	49:46	+10:15
30	Soren Thrane Odum	 Denmark	50:14	+10:43
31	Bojan Blumenstein	 Germany	50:29	+10:58
32	Wojciech Kowalski	 Poland	50:48	+11:17
32	Edgars Bertuks	 Latvia	50:48	+11:17
34	Peter Bray	 United Kingdom	51:21	+11:50
35	Aron Bako	 Hungary	51:22	+11:51
36	Tomas Krivda	 Czech Republic	51:53	+12:22
37	Bartosz Pawlak	 Poland	51:57	+12:26
38	Ionut Zinca	 Romania	52:33	+13:02
39	Ivan Fomiciov	 Moldova	53:50	+14:19
40	Eduardo Gil Marcos	 Spain	54:07	+14:36
41	Toby Scott	 New Zealand	54:17	+14:46
42	Tim Robertson	 New Zealand	54:28	+14:57
43	Mikhail Kuleshov	 Neutral	54:47	+15:16
44	Itay Manor	 Israel	56:45	+17:14
45	Vytautas Beliuonas	 Lithuania	58:06	+18:35
46	Ivan Sirakov	 Bulgaria	58:42	+19:11
47	Ahmet Kacmaz	 Turkey	1:00:06	+20:35
48	Mark Bogataj	 Slovenia	1:02:41	+23:10
49	Thomas Laraia	 United States	1:02:54	+23:23
50	Tomas Lima	 Portugal	1:04:47	+25:16
51	Hiroki Komaki	 Japan	1:04:53	+25:22
52	Paul Pruzina	 Ireland	1:05:57	+26:26
53	Matija Razum	 Croatia	1:06:35	+27:04
54	Medard Feder	 Slovakia	1:10:52	+31:21
55	Yannick Michiels	 Belgium	1:15:56	+36:25
	Sava Lazic	 Serbia	mispunched	
	Riccardo Scalet	 Italy	mispunched	
	Olav Lundanes	 Norway	mispunched	

Women 56 starting competitors

Plac	Name	Organisation	Time	Diff
1	Tove Alexandersson	 Sweden	38:12	
2	Andrine Benjaminsen	 Norway	40:33	+2:21
3	Simona Aebersold	 Switzerland	41:33	+3:21
4	Kamilla Steiwer	 Norway	41:35	+3:23
5	Sara Hagstrom	 Sweden	41:46	+3:34
6	Lisa Risby	 Sweden	42:10	+3:58
7	Isia Basset	 France	43:40	+5:28
8	Denisa Kosova	 Czech Republic	43:42	+5:30
9	Adela Indrakova	 Czech Republic	43:50	+5:38
10	Natalia Gemperle	 Neutral	44:24	+6:12
11	Marie Olaussen	 Norway	44:37	+6:25
12	Johanna Oberg	 Sweden	44:45	+6:33
13	Line Cederberg	 Denmark	45:56	+7:44
14	Amy Nymalm	 Finland	46:01	+7:49
15	Venla Harju	 Finland	46:18	+8:06
16	Cecile Calandry	 France	46:33	+8:21
17	Evely Kaasiku	 Estonia	46:55	+8:43
17	Sabine Hauswirth	 Switzerland	46:55	+8:43
19	Marika Teini	 Finland	47:13	+9:01
20	Susen Loesch	 Germany	47:32	+9:20
21	Tatiana Ryabkina	 Neutral	47:58	+9:46
22	Hanna Wisniewska	 Poland	48:07	+9:55
23	Carlotta Scalet	 Italy	48:28	+10:16
24	Lotta Karhola	 Finland	49:09	+10:57
25	Laura Ramstein	 Austria	49:56	+11:44
26	Megan Carter Davies	 United Kingdom	50:21	+12:09
27	Anika Gassner	 Austria	50:34	+12:22
28	Olena Postelniak	 Ukraine	51:00	+12:48
29	Miri Thrane Oedum	 Denmark	51:43	+13:31
30	Florence Hanauer	 France	51:58	+13:46
31	Jasmina Gassner	 Austria	52:13	+14:01
32	Kristina Ivanova	 Bulgaria	52:36	+14:24
33	Marianne Haug	 Estonia	52:37	+14:25
34	Birte Friedrichs	 Germany	53:13	+15:01
35	Ewa Gwozdz	 Poland	53:34	+15:22
36	Anastasia Rudnaya	 Neutral	53:40	+15:28
37	Aleksandra Hornik	 Poland	53:56	+15:44
38	Patricia Nieke	 Germany	56:17	+18:05
39	Kaste Rutkauskaitė	 Lithuania	57:37	+19:25
40	Hinako Inage	 Japan	58:28	+20:16
41	Inga Dambe	 Latvia	1:01:01	+22:49
42	Feia Tsyvilska	 Ukraine	1:02:16	+24:04
43	Filipa Rodrigues	 Portugal	1:02:27	+24:15
44	Ana Isabel Toledo	 Spain	1:03:30	+25:18
45	Csilla Gardonyi	 Hungary	1:03:35	+25:23
46	Tamara Miklusova	 Slovakia	1:06:46	+28:34
47	Andra Cecilia Anghel	 Romania	1:07:53	+29:41
48	Elif Gokce Avci	 Turkey	1:08:39	+30:27
49	Tatsiana Voveriene	 Belarus	1:09:35	+31:23
50	Eef van Dongen	 Netherlands	1:11:08	+32:56
51	Meri Chkripeska	 North Macedonia	1:13:00	+34:48
52	Sydney Fisher	 United States	1:18:21	+40:09
53	Marine Sillien	 Belgium	1:20:08	+41:56
	Catherine Taylor	 United Kingdom	mispunched	
	Jana Knapova	 Czech Republic	mispunched	
	Sarina Kyburz	 Switzerland	mispunched	