































# Official results for European Junior and Youth MTB Orienteering Championships 2021 - Middle


Name: Middle  
 Organiser:  Portugal  
 Date: 8 October 2021

Classes: [Show all](#) | [M20](#) | [W20](#) | [M17](#) | [W17](#)

## M20 15 025 m, 30 starting competitors

Plac	Name	Organisation	Time	Diff	Km time
1	Bartosz Niebielski	 POL Poland	40:45		2:42
2	Matej Tuma	 CZE Czech Republic	41:10	+0:25	2:44
3	Mikkel Brunstedt Noergaard	 DEN Denmark	41:22	+0:37	2:45
4	Aleksandr Trunin	 RUS Russian Federation	42:04	+1:19	2:47
5	Felix Silver	 SWE Sweden	42:32	+1:47	2:49
6	<b>Albin Demaret Joly</b>	 FRA France	<b>42:34</b>	<b>+1:49</b>	<b>2:49</b>
7	Noah Tristan Hoffmann	 DEN Denmark	43:28	+2:43	2:53
8	Timofey Sinyavskiy	 RUS Russian Federation	43:53	+3:08	2:55
9	Noah Rieder	 SUI Switzerland	45:02	+4:17	2:59
10	Georg Koffler	 AUT Austria	45:09	+4:24	3:00
11	Vladimir Kuznetsov	 RUS Russian Federation	45:35	+4:50	3:02
12	Paulus Hanhijarvi	 FIN Finland	46:48	+6:03	3:06
13	Flurin Schnyder	 SUI Switzerland	47:26	+6:41	3:09
14	Sander Pritsik	 EST Estonia	47:45	+7:00	3:10
15	Martin Illig	 AUT Austria	47:57	+7:12	3:11
16	Nikolai Shaidaiuk	 RUS Russian Federation	48:07	+7:22	3:12
17	Sergey Samarin	 RUS Russian Federation	48:37	+7:52	3:14
18	<b>Logan Labarbe</b>	 FRA France	<b>50:02</b>	<b>+9:17</b>	<b>3:19</b>
19	Ruslan Ivashchenko	 RUS Russian Federation	50:49	+10:04	3:22
20	Noel Espigares Tapia	 ESP Spain	51:39	+10:54	3:26
21	Pedro Peralta	 POR Portugal	51:53	+11:08	3:27
22	Javier Lopez Gonzalez	 ESP Spain	52:00	+11:15	3:27
23	Dovydas Sinkevicius	 LTU Lithuania	54:30	+13:45	3:37
24	Damian Hyla	 POL Poland	54:37	+13:52	3:38
25	Joao Francisco	 POR Portugal	55:26	+14:41	3:41
26	Diogo Horta	 POR Portugal	1:19:16	+38:31	5:16
	Mihkel Mahla	 EST Estonia	mispunched		
	Jose Antonio Villar Gorriz	 ESP Spain	mispunched		
	Benjamin Gaudernak	 AUT Austria	did not finish		
	<b>Armel Berthaud</b>	 FRA France	<b>did not finish</b>		

## W20 11 850 m, 23 starting competitors

Plac	Name	Organisation	Time	Diff	Km time
1	Marisa Costa	 POR Portugal	33:54		2:51
2	Lucie Nedomlelova	 CZE Czech Republic	36:18	+2:24	3:03
3	Ekaterina Landgraf	 RUS Russian Federation	36:45	+2:51	3:06
4	Pihla Hakkinen	 FIN Finland	36:48	+2:54	3:06
5	<b>Lilou Pauly</b>	 FRA France	<b>37:11</b>	<b>+3:17</b>	<b>3:08</b>
6	Sijja YliHietanen	 FIN Finland	37:15	+3:21	3:08
7	Tilda Palm	 SWE Sweden	38:37	+4:43	3:15
8	Christine Reibert Hansen	 GER Germany	38:42	+4:48	3:15
9	Jana Hnilica	 AUT Austria	39:44	+5:50	3:21
10	Mari Linnus	 EST Estonia	39:47	+5:53	3:21
11	Nerea Garcia Rodriguez	 ESP Spain	39:54	+6:00	3:22
12	Alena Aksenova	 RUS Russian Federation	39:54	+6:00	3:22
13	Julia Nyga	 POL Poland	40:35	+6:41	3:25
14	<b>Lou Colle</b>	 FRA France	<b>41:32</b>	<b>+7:38</b>	<b>3:30</b>
15	Anastasia Zhurkina	 RUS Russian Federation	41:48	+7:54	3:31
16	Anastasiia Kruglova	 RUS Russian Federation	42:47	+8:53	3:36
17	Rozalie Kucharova	 CZE Czech Republic	42:56	+9:02	3:37
18	Elena Yllan Ortiz	 ESP Spain	43:16	+9:22	3:39
19	Anastasiia Ruzanova	 RUS Russian Federation	44:33	+10:39	3:45
20	Lika Chakua	 RUS Russian Federation	45:24	+11:30	3:49
21	Anna Ruokola	 FIN Finland	46:34	+12:40	3:55
22	Matilde Ribeiro	 POR Portugal	51:33	+17:39	4:21
23	Aleksandra Szaturska	 POL Poland	1:09:04	+35:10	5:49
	Kaarina Nurminen	 FIN Finland	did not start		

## M17 10 125 m, 43 starting competitors

Plac	Name	Organisation	Time	Diff	Km time
1	Yaroslav Shvedov	 RUS Russian Federation	27:00		2:40
2	Artur Mendonca	 POR Portugal	27:16	+0:16	2:41
3	Nicolas Lopez Gonzalez	 ESP Spain	28:15	+1:15	2:47
4	<b>Augustin Leclere</b>	 FRA France	<b>29:09</b>	<b>+2:09</b>	<b>2:52</b>
5	Georgii Rumiantsev	 RUS Russian Federation	29:23	+2:23	2:54
6	Lukas Wieser	 AUT Austria	29:28	+2:28	2:54
7	Eemil Koskinen	 FIN Finland	29:57	+2:57	2:57
8	Nojus Lukosius	 LTU Lithuania	30:04	+3:04	2:58
9	Hannes Hnilica	 AUT Austria	30:16	+3:16	2:59
10	Francisco Cortes Martinez	 ESP Spain	30:25	+3:25	3:00
11	Jon Hansson	 SWE Sweden	30:29	+3:29	3:00
12	Aapo Liponkoski	 FIN Finland	30:32	+3:32	3:00
13	Alexey Kuzmin	 RUS Russian Federation	30:41	+3:41	3:01
14	Adam Cernik	 CZE Czech Republic	31:27	+4:27	3:06
15	Fabio Goncalves	 POR Portugal	31:39	+4:39	3:07
16	Tatu Aaltonen	 FIN Finland	31:52	+4:52	3:08
17	Gregor Luský	 GER Germany	32:22	+5:22	3:11
18	Simo Klemettinen	 FIN Finland	32:23	+5:23	3:11
19	<b>Hugo Piszczorowicz</b>	 FRA France	<b>32:26</b>	<b>+5:26</b>	<b>3:12</b>
20	Krzysztof Wroniak	 POL Poland	33:33	+6:33	3:18
21	Matteo Traversi Montani	 ITA Italy	33:43	+6:43	3:19
22	Eevent Kenttämies	 FIN Finland	34:04	+7:04	3:21
23	Leonid Kolomnin	 RUS Russian Federation	34:36	+7:36	3:25
24	Tomas Zrník	 CZE Czech Republic	35:07	+8:07	3:28
25	Jekabs Toms Andersons	 LAT Latvia	36:15	+9:15	3:34
26	Ivan Martinez	 ESP Spain	37:24	+10:24	3:41
27	Alexander Demin	 RUS Russian Federation	37:32	+10:32	3:42
28	Juan Pedro Fernandez Moruno	 ESP Spain	37:35	+10:35	3:42
29	Miguel Sousa	 POR Portugal	38:15	+11:15	3:46
30	Noe Henseler	 SUI Switzerland	38:18	+11:18	3:46
31	Marcos Silvarrey Oreiro	 ESP Spain	38:44	+11:44	3:49
32	Antonin Svoboda	 CZE Czech Republic	40:19	+13:19	3:58
33	<b>Mathieu Vayssat</b>	 FRA France	<b>40:30</b>	<b>+13:30</b>	<b>4:00</b>
34	Thomas Lucassen	 GER Germany	41:31	+14:31	4:06
35	Arnas Sausaitis	 LTU Lithuania	43:09	+16:09	4:15
36	Filip Janowski	 POL Poland	43:44	+16:44	4:19
37	Rodrigo Arsenio	 POR Portugal	48:23	+21:23	4:46
38	Ricardo Francisco	 POR Portugal	50:14	+23:14	4:57
	Andre Abreu	 POR Portugal	mispunched		
	Rapolas Balna	 LTU Lithuania	mispunched		
	Aleksandr Shustov	 RUS Russian Federation	mispunched		
	Per Haehnel	 GER Germany	mispunched		
	Hiro Ayano	 JPN Japan	mispunched		

## W17 8 525 m, 32 starting competitors

Plac	Name	Organisation	Time	Diff	Km time
1	Gertrud Riis Madsen	 DEN Denmark	24:42		2:53
2	Iris Aurora Pecorari	 ITA Italy	27:48	+3:06	3:15
3	Maria Kupriyanova	 RUS Russian Federation	28:10	+3:28	3:18
4	Daria Toporova	 RUS Russian Federation	28:16	+3:34	3:18
5	Annika Rantanen	 FIN Finland	29:26	+4:44	3:27
6	Vytene Puisyte	 LTU Lithuania	29:55	+5:13	3:30
7	Lotta Voutilainen	 FIN Finland	31:09	+6:27	3:39
8	<b>Enola Bardine</b>	 FRA France	<b>31:30</b>	<b>+6:48</b>	<b>3:41</b>
9	Aino Kankaanpaa	 FIN Finland	31:31	+6:49	3:41
10	Emmariikka Laamanen	 FIN Finland	32:02	+7:20	3:45
10	Sofie Stranska	 CZE Czech Republic	32:02	+7:20	3:45
12	<b>Margaux Leclerc</b>	 FRA France	<b>32:13</b>	<b>+7:31</b>	<b>3:46</b>
13	Uliana Bryuchko	 RUS Russian Federation	32:40	+7:58	3:49
14	Laura Doncel Rodriguez	 ESP Spain	33:37	+8:55	3:56
15	Aleksandra Malysheva	 RUS Russian Federation	34:19	+9:37	4:01
16	Peppi Sikkila	 FIN Finland	34:40	+9:58	4:03
17	Tereza Kadlecova	 CZE Czech Republic	34:49	+10:07	4:05
18	Anna Vakhitova	 RUS Russian Federation	35:32	+10:50	4:10
19	Lucie Messnerova	 CZE Czech Republic	36:22	+11:40	4:15
20	Vasilisa Zablotskaia	 RUS Russian Federation	37:07	+12:25	4:21
21	<b>Jade Boussier</b>	 FRA France	<b>37:38</b>	<b>+12:56</b>	<b>4:24</b>
22	Sara Lopez	 ESP Spain	39:39	+14:57	4:39
23	Matylda Lesniak	 POL Poland	40:03	+15:21	4:41
24	Miri Brunstedt Noergaard	 DEN Denmark	40:43	+16:01	4:46
25	Iris Fonseca	 POR Portugal	40:48	+16:06	4:47
26	Lara Batista	 POR Portugal	42:08	+17:26	4:56
27	Sofia Martinez Gomez	 ESP Spain	44:09	+19:27	5:10
28	Ana de la Torre Roldan	 ESP Spain	46:16	+21:34	5:25
29	Bia Correia	 POR Portugal	47:13	+22:31	5:32
30	Rugile Denisovaite	 LTU Lithuania	47:51	+23:09	5:36
31	Laura Simao	 POR Portugal	53:04	+28:22	6:13
	Eidvile Tevelyte	 LTU Lithuania	did not finish		